

sylcom®



ATTRAVERSO LA LUCE

sylcom[®]

A T T R A V E R S O L A L U C E



AMT

OCE

AMB

DEN

FU

GRY

TOP

BL

_Attraverso la luce The radiance of light

Forte di una storia decennale che affonda le sue radici nella più autentica tradizione vetraia veneziana, SYLCOM interpreta il presente e si proietta al futuro con un linguaggio internazionale che *attraverso la luce* descrive i suoi valori di esperienza, innovazione e propensione alla bellezza.

Luce intesa come energia che illumina ogni tipo di ambiente, impulso creativo che genera lampadari di alto valore artistico, entità viva che avvalorata la qualità del vetro, ne accende i colori, ne definisce le forme e consente di guardare attraverso.

In SYLCOM l'alto artigianato incontra il design, la tradizione incontra la tecnologia divenendo parte di quell'atto primordiale che consente il miracolo del vetro inteso come assemblaggio alchemico di elementi naturali.

Il fuoco, la sabbia, i pigmenti, l'acqua grazie all'intervento umano, si trasformano in materia plasmabile per evolvere in forme ardite, armoniche geometrie che echeggiano i profili della laguna veneziana.

Venezia, città onirica ma viva e pulsante, si conferma l'inesauribile fonte di ispirazione per i creativi di oggi come fu per i maestri del passato in tutti i settori artistici.

Nei profili sinuosi delle collezioni SYLCOM si rivedono i capolavori di chiese e palazzi: bifore, sculture, stucchi, modanature.

With a ten-year history and roots imbedded in the most authentic Venetian glassmaking tradition, SYLCOM interprets present-day tastes and anticipates the future with a global language which - via the radiance of light - defines its values in terms of expertise, innovation and passion for beauty.

Light is thus intended as energy that illuminates all types of interiors via creative dynamism giving rise to highly artistic lighting fixtures that enhance the quality of the glass, its transparency and its colours and shapes.

In SYLCOM, skillful craftsmanship is combined with refined design, tradition and technology, becoming part of an age-old process or miracle of glass making intended as an alchemical assemblage of natural elements.

Expert artisans transform fire, sand, pigments and water into a supple matter which enables them to model creative shapes that evoke the contours of the Venetian lagoon.

A dreamlike yet vibrant city, Venice is still an endless source of inspiration in all fields of art for today's artists as it was for those of the past.

The graceful contours of the SYLCOM collections reflect the artworks of churches and palazzi, such as mullioned windows, sculptures, stuccos and molded cornices.



L'essenza stessa del vetro, finemente lavorato da mani esperte, racconta di una città sospesa tra acqua e luce. Le collezioni portano il nome dei dogi, raccontano storie nuove, descrivono emozioni eterne.

La palette cromatica attinge alla natura stessa della città: il rosso rosato del cocciopesto, il verde dell'acqua, il blu dei cieli affrescati, il giallo dei mosaici dorati, delle sabbie e dei tramonti.

Le regole della lavorazione del vetro tramandate fino ad oggi si dotano della tecnologia LED garantendo ai lampadari autenticità e efficienza, sia nella riproposizione dei classici che nelle proposte dei designer contemporanei.

Lampadari che sembrano forgiati dalla luce che si materializza per ornare gli spazi di oggi con l'eleganza e la classe con cui illuminava i saloni degli antichi palazzi della Serenissima.

Attualizzandosi in una veste che esalta i caratteri del suo dna, SYLCOM si conferma protagonista nel settore dell'illuminazione decorativa affiancando i progettisti della luce con prodotti custom e un'ampia collezione di piccoli e grandi capolavori.

The very essence of glass - finely fashioned by expert hands - narrates the history of a city suspended between water and light. The collections are named after Venetian Doges, new or ageless passions.

The colour palette draws on the very nature of the city: the pinkish red of the cocciopesto facades, the green of the water, the blue of the frescoed skies, the yellow of the golden mosaics, the sand and the sunsets.

The glass-making rules handed down through the centuries have been extended to include LED technology in order to ensure lighting efficiency, both in the reinterpretation of classic versions and in those created by contemporary designers.

The lighting fixtures seem forged by the light to illuminate present-day interiors with the same class and elegance as the rooms of the palazzi during the times of the Serenissima Republic of Venice.

SYLCOM's updating agenda enhances the qualities of its traditional heritage, confirming its role as a major player in the decorative lighting industry with collections that include custom-designed products as well as a wide range of artistic creations.



Margot —
pag. 022




Teodato —
pag. 036



Venier —
pag. 054



Grimani —
pag. 066



Pisani —
pag. 080



Foscari —
pag. 098



Giustinian —
pag. 118



Rezzonico —
pag. 130



Bucintoro –
pag. 148



Dandolo –
pag. 164



Michiel –
pag. 182



Dolfino –
pag. 195



Candiano –
pag. 212



Corner –
pag. 224



Candel –
pag. 236



Gritti —
pag. 248



Modà —
pag. 260



Festa —
pag. 270



Street —
pag. 280



Sahara —
pag. 292



Can Can —
pag. 308



Phoenix —
pag. 322



Lulù —
pag. 336



Bon Bon —
pag. 344



Igloo —
pag. 354



Diva —
pag. 367



Aphros —
pag. 372



Korinthos —
pag. 383



Mask —
pag. 394



Sphera —
pag. 404



Sweet —
pag. 412



Casa Blanca —
pag. 422



Chaotic —
pag. 430



Emispha —
pag. 440



Bitta —
pag. 450



Tiepolo —
pag. 458



Mocenigo —
pag. 468



Manin —
pag. 478



Gabbiano —
pag. 488



Tribuno —
pag. 494



Loredan —
pag. 504



Bembo —
pag. 516



Molin —
pag. 526



Orseolo —
pag. 532



Memmo —
pag. 540



Lumi —
pag. 546





Ogni fase della produzione Sylcom si basa sul valore del saper fare inteso come un susseguirsi di azioni umane nel rispetto di un motto condiviso: **bellezza che illumina il quotidiano. Ogni pezzo della collezione viene realizzato singolarmente ed è frutto di una profonda conoscenza della tradizione veneziana nella lavorazione del vetro.**

Tutte le materie prime provengono dal territorio italiano e l'intero processo produttivo avviene all'interno dell'azienda, luogo in cui viene posta grande attenzione al singolo dettaglio e da dove ogni prodotto viene immesso nel mercato sotto forma di pezzo unico, dotato di numero progressivo e opportunamente siglato e certificato.

Each stage of the Sylcom production is based on the expertise of its artisans who apply their skills with the aim of creating exquisite beauty that will brighten daily living and routines.

Each piece of the collection is made individually and is the result of in-depth expertise in the art of traditional Venetian glass-making.

All the raw materials required come from Italian regions and the entire production process is carried out within the company with strict care paid to every detail in order to place only unique pieces on the market, each supplied with a progressive number and duly signed and certified.

_Glossario Glossary

Lavorazioni Techniques

- A CALDO** **Un metodo di decorazione in rilievo che permette di aggiungere vetro alla superficie del prodotto mentre il pezzo lavorato è ancora caldo.**
Method of decorating in relief that consists in adding glass to the surface of an item while it is still hot.
- BALOTON** **La lavorazione consiste nell'inglobare, a distanze regolari, alcune bolle d'aria che, con la successiva posa di un secondo strato di vetro, vengono imprigionate nella materia rimanendo ben visibili senza modificare le caratteristiche tecniche del prodotto.**
Technique that consists in trapping minute air bubbles at regular distances between two layers of glass. The bubbles remain clearly visible without changing the features of the product.
- FILO** **Si tratta di una decorazione che consiste nell'applicazione a caldo di un filo di vetro sul bordo superiore di una forma in vetro. Può avere diversi spessori, colori (opachi e trasparenti). Se è ondulato viene chiamato *morise*.**
Decoration that consists in applying a hot glass thread on the upper edge of a glass item. Diverse thickness and colours (opaque and clear) are used. When the decoration is wavy it's called morise.
- FOGLIA D'ORO** **Come indica il nome sono sottilissimi fogli di 8 cm x 8 cm che vengono applicati sul vetro nella fase iniziale della lavorazione. Una volta applicata la foglia può essere ricoperta da uno strato vitreo trasparente. Se il vetro viene soffiato la foglia si frantuma creando effetti molto suggestivi. Per quanto riguarda la foglia d'argento è necessario ricoprirla con uno strato vitreo per evitare l'ossidazione dell'argento. Inventata nei centri vetrari del vicino Oriente mediterraneo ebbe larghissima applicazione nelle vetrerie romane, islamiche e veneziane. La soffiatura avviene oggi non solo manualmente, come per il vetro d'arte, ma anche con macchine automatiche.**
The name means gold leaf. Very thin gold leaves or sheets 8 cm x 8 cm, are applied to the glass during the initial production stage. Once applied, the leaf can be coated with a clear glass layer. If the glass is blown the leaf breaks into small fragments, creating exquisite effects. As to silver leaf, it must be covered with a glass layer to prevent oxidation.
Invented in the Eastern Mediterranean glass-making centres, gold leaf was widely used in Roman, Islamic and Venetian glass-making factories. Today, the process is not solely carried out by hand (as with all artistic glass objects), but also with automatic machines.
- INCALMO** **Metodo di lavorazione che permette di unire diversi colori di vetro a caldo creando un singolo prodotto multicolore soffiato in un'unica soluzione. Dato che ogni colore ha caratteristiche di raffreddamento specifiche, solo alcuni di essi possono essere saldati insieme in quanto le diverse tensioni scaturite durante il raffreddamento porterebbero alla rottura del prodotto.**
Process of fusing together many different pieces of coloured glass while the glass is hot and pliable then modelling them into a single, multi-coloured blown-glass object. Every colour pigment has its own specific cooling features thus only some of them can be fused together because the different stress generated while cooling would lead to product breakage.
- INCAMICIATO** **Questa lavorazione consiste nel ricoprire un vetro con un sottile strato vitreo di diverso colore.**
Technique that consists in coating the glass with a thin layer of a different colour.
- MACIE** **Il nome deriva da "macia" che significa macchia. Le macie sono frammenti di vetro solitamente colorati che vengono avvolti attorno ad un vetro bianco conferendogli il colore dei frammenti. Con il termine diminutivo *maciette* si indicano frammenti molto più fini.**
The name derives from "macia" which literally means stain. The macie are usually coloured glass fragments that are arranged on glass to stain it with the colour of the fragments. The diminutive term maciette indicates much finer fragments.
- MORRISSE** **Tipica lavorazione muranese, consiste in un cordoncino di vetro dal caratteristico andamento ondulato appoggiato e sagomato sul pezzo durante la lavorazione. Questo filo di vetro caldo viene applicato sulla superficie e pizzicato con le *borselle*.**
Typical Murano decoration technique. It consists of a glass thread with a characteristic wavy pattern applied and modelled on the glass. The hot thread is applied onto a surface and nipped with borselle (special pliers).

PULEGÒSO	<p>Derivante dal termine gergale <i>pùlega</i> cioè bollicina, il pulegòso è un vetro dalla superficie scabra, semi opaca o traslucida. Si ottiene includendo molte bollicine d'aria che conferiscono all'oggetto un aspetto butterato simile ad una buccia d'arancia.</p> <p>The name comes from the slang term <i>pùlega</i>, which means bubble. Pulegòso glass has a rough, semi-opaque or translucent surface and is achieved through the inclusion of innumerable air bubbles in the glass which give it a texture similar to an orange peel.</p>
RECÈLA	<p>Utilizzata per appendere fiocchi, pendagli ed in generale elementi decorativi, la racèla è costituita da un'asola in vetro.</p> <p>The racèla is glass loop used to hang bows, pendants and decorative elements in general.</p>
RIGADIN DRITTO E RITORTO	<p>I <i>rigadin</i> sono costolature a righe verticali di un vetro ottenute a soffiatura in uno stampo aperto. Il vetro può essere sottoposto, a caldo, ad una torsione (ritorto). Da qui la differenza tra <i>rigadin dritto</i> o <i>ritorto</i>.</p> <p>Rigadin is the vertical ribbing on the glass achieved by blowing into an open mould with grooves. The glass can also be twisted while hot during the moulding. Hence the difference between <i>rigadin dritto</i> (straight) and <i>rigadin ritorto</i> (twisted)</p>
RUGIADA	<p>Il termine deriva dalle piccole schegge di vetro simili a piccole gocce di rugiada che vengono fuse in ricottura ricoprendo così la superficie.</p> <p>The term derives from small glass shards similar to small dewdrops (<i>rugiada</i>). During production the shards are applied over the surface then the glass is reheated to make them partially melt and adhere, creating a dewdrops effect.</p>
VETRO SOMMERSO	<p>Lavorazione in cui il vetro, durante la lavorazione, viene immerso in crogioli con diversi colori. In questo modo il pezzo sarà composto da più strati trasparenti diversamente colorati anche di grosso spessore.</p> <p>technique in which the glass is submerged (<i>sommerso</i>) into various crucibles with different colours to create a layered effect. The object will thus be composed of several multi-hued clear layers, including very thick layers.</p>
<p>Procedure Procedures</p>	
PARTIA	<p>Indica la ricetta per le composizioni vetrarie con indicati i quantitativi dei vari componenti, le modalità d'uso e di fusione. <i>Partia</i> è un termine muranese che deriva dalla parola <i>partita</i> (divisa) e storicamente consisteva in un "libretto delle ricette" tramandato di padre in figlio e gelosamente conservato per impedire ai concorrenti di copiare procedimenti e colori.</p> <p>Indicates the recipe for glass compositions with the quantities of the various components, methods of use and fusion. <i>Partia</i> is a Muranese term that derives from the word <i>partita</i> (batch) and historically consisted of a "recipe book" handed down from father to son and jealously guarded to prevent competitors from copying procedures and colours.</p>
COLORI IN FOGO	<p>Indica un vetro colorato in fusione mediante ossidi o sali minerali. La locuzione <i>colori in fogo</i> è ancora oggi in uso a Murano.</p> <p>Indicates colored glass in fusion with oxides or mineral salts. The expression "<i>colori in fogo</i>" is still currently used in Murano.</p>
MOLATURA	<p>Lavorazione di rifinitura eseguita a freddo dopo che i prodotti sono usciti dalle muffole che consiste nell'eliminazione dei punti di attacco alle canne da soffio dagli oggetti.</p> <p>Cold finishing process carried out after the objects have come out of the kiln. It consists in eliminating sharp edges left when the glass was detached from the blowing pipe.</p>
SOFFIATURA A BOCCA	<p>Classica tecnica di lavorazione del vetro per ottenere oggetti cavi. Nata probabilmente in Siria ebbe poi grande diffusione nelle vetrerie romane, islamiche, veneziane. La modellazione di un oggetto cavo viene effettuata dal maestro coadiuvato dai suoi aiutanti con l'uso della <i>canna da soffio</i>, di <i>borselle</i> e <i>tagianti</i>. La soffiatura costituisce una delle invenzioni più rivoluzionarie nella tecnica vetraria e la sua scoperta si fa risalire tra il I secolo a.C. e il I secolo d.C. La soffiatura del vetro attinto dal crogiolo, viene avviluppato intorno all'estremità inferiore. La soffiatura</p>

_Glossario Glossary

SOFFIATURA A BOCCA **consente di ottenere oggetti dotati di cavità interna come vasi e bottiglie bracci ecc.**
Traditional glass-blowing technique that produces hollowed objects. It probably originated in Syria and then spread to the Roman, Islamic, and Venetian glass factories where it was widely employed. The process is carried out by the master (maestro) assisted by his helpers with the use of a canna da soffio (blowing pipe), borselle (tongs) and tagianti (shears). Blowing is one of the most revolutionary inventions in glassmaking and dates back to around I century BC and I century AD. The blowing process begins by gathering from the crucible a layer of molten glass on the end of the blowing pipe and then rolling it out on a table. Blowing allows the blower to create hollowed objects such as vases, bottles, chandelier branches etc.

Persone Personnel

PIAZZA **Personale indispensabile per eseguire la lavorazione del vetro. La piazza è formata da un maestro, un servente, un serventin e un garzonetto.**
Personnel who are indispensable in order to carry out the art of the glass making. The piazza includes a maestro, a servente, a serventin, and a garzonetto.

MAESTRO **Figura leggendaria nell'ambito dell'arte vetraria muranese, individuabile nella persona dotata di maggiore esperienza all'interno di una vetreria. Rappresenta il vertice gerarchico della piazza, occupandosi del generale funzionamento della stessa.**
Legendary figure in the field of Murano glass-making, the person with the most experience in a glass factory. The Maestro is at the top of the piazza hierarchy and oversees its operations.

SERVENTE **Rappresenta la seconda figura nella gerarchia della piazza. Si tratta del primo aiutante del maestro, suo diretto e fidato collaboratore in tutte le mansioni di elevato contenuto tecnico e artistico.**
Second in the piazza hierarchy. The servente is the Maestro's first assistant and his direct and trusted collaborator in all the tasks requiring highly technical and artistic experience.

SERVENTIN **Rappresenta la terza figura nella gerarchia della piazza, ed esegue le opere dopo il maestro e il servente.**
Third in the piazza hierarchy. The serventin performs his tasks after the maestro and the servente.

GARZONETTO **Rappresenta la figura di apprendista nella gerarchia della piazza, al quale vengono affidate le mansioni più semplici e umili.**
The apprentice within the piazza hierarchy. The garzonetto is entrusted to carry out the simplest tasks.

Produzione Production

BRACCIO **Elemento in vetro simile ad un tubo e cavo all'interno per il passaggio del cavo elettrico. Viene fissato da un lato al centro del lampadario e dall'altro lato viene montato il passacavo e la tazza e/o paralume per l'inserimento della lampadina.**
The braccio (arm or branch) is a hollow glass element, similar to a pipe, where the electric cable passes through. One end of the branch is fixed onto the centre of the chandelier; on the other end are mounted the cable gland and cup and/or lamp shade where the light bulb is fitted.

FINALE **È la penultima decorazione inferiore dei classici lampadari veneziani. Può avere svariate forme e di norma è munito di una rondella metallica filettata per poterlo avvitare alla montatura metallica del lampadario. Attaccato con filo d'argento al finale è spesso il "fiocco".**
It is the second-last decoration found on the bottom of a traditional Venetian chandelier. It can have various shapes and is normally equipped with a threaded metal washer to fix it onto the metal frame of the chandelier. Normally, a fiocco with a silver cord is attached to the finale.

FONDINO **Cover in vetro a forma di coppa che racchiude la parte metallica forata sulla quale vengono inseriti i bracci, i fiori, le foglie e le decorazioni.**
Cup-shaped glass element that covers the perforated metal part onto which the branches, flowers, leaves and decorations are fitted.

PASSASÒRZE Simile ad un "distanziatore" tra il fondino e il finale del lampadario classico veneziano, il passasòrze, letteralmente "passatopo", è un cilindro in vetro, leggermente più stretto nel centro e a forma di rocchetto.

Type of spacer between the fondino and finale of a traditional Venetian chandelier. The passasòrze, literally "mouse pass", is a glass cylinder, slightly narrower at the centre and shaped like a spool.

REZZONICO Tipologia di lampadario composto da centinaia di pezzi che, grazie alle sue parti modulari, può arrivare a dimensioni molto importanti, fino a sette metri di altezza e quasi tre metri di diametro. Il nome Rezzonico deriva da una delle più importanti famiglie nobili veneziane e dal fatto che il primo esemplare fu installato nel salone principale di Ca' Rezzonico a Venezia.

Type of chandelier made up of hundreds of pieces which, thanks to its modular parts, can reach very impressive sizes, up to seven metres high and almost three metres in diameter. The name Rezzonico derives from one of the most important Venetian noble families and from the fact that the first of its type was installed in the main hall of the palazzo Ca' Rezzonico in Venice.

Strumenti Tools

BORSÈLLA È costituita da una pinza elastica a forma di molla da caminetto. Rappresenta uno degli strumenti di lavoro fondamentali dell'arte vetraia adempiendo alla funzione di strozzare, modellare e dare forma agli oggetti. Rappresenta una vera e propria prosecuzione della mano del vetraio. Esistono borselle differenti destinate a specifiche operazioni di modellatura: da siègar (per segare, strozzare), da pissegàr (per pizzicare), a gelosia (terminate con platte piccole incise da segni incrociati), a scuelòto (a forma di cucchiaio), a coppo (a forma di tegola), a gàtolo (con incavo trasversale), a do gitoli (con due incavi trasversali), a sguataròn (con molti incavi trasversali), a spin de pesse (a spina di pesce), lissie (piatte larghe senza modellatura).

Flexible fire-type tongs. It is one of the most essential tools of the glass-making art and is used for pressing, modelling and shaping the objects. It can be considered as a real extension of the glass-maker's hand. There are different types of borselle for specific modelling processes: siègar (cutting, pressing), da pissegàr (for pinching), a gelosia (with small flat ends with criss-crossed marks), a scuelòto (spoon-shaped), a coppo (roof-tile shaped), a gàtolo (with traverse groove), do gitoli (with two traverse grooves), a sguataròn (with many traverse grooves), a spin de pesse (herringbone), lissie (wide, smooth and flat).

BRONZIN Necessario per premere la forma voluta dal maestro, il bronzin è un piano di appoggio sul quale il bolo appena estratto dal forno viene compresso e lavorato.

Flat surface or marver. The bronzin is the where the maestro rolls and presses the molten glass extracted from the kiln to the shape required

MAGIÒSSO Questo utensile consente di arrotondare la pea per migliorare la precisione della forma. È costituito da una mezza sfera concava dotata di manico, interamente realizzata in legno. Utensile L'etimologia si fa risalire al termine francese mailloche da cui il verbo dialettale veneto maggiossaàr.

The tool with which the pea molten glass is rounded in order to improve the precision of the shape. The magiòsso is bowl-shaped and equipped with a handle and entirely made of wood. The etymology can be traced back to the French term mailloche from which the Venetian verb maggiossaàr derives.

PALETTA Una spatola in legno che viene utilizzata dal vetraio nella fase di modellazione formale dell'oggetto.

Wooden spatula that the glassmaker uses to form and model an object.


SCAGNO Si tratta della seduta sulla quale il maestro vetraio trascorre la maggior parte del suo tempo. Un semplice scanno munito di due prolunghie parallele in legno rivestito di un piatto in ferro su cui l'operatore mediante un rotolamento di va e viene della canna esegue una sorta di movimento di "tornio orizzontale" che gli consente una lavorazione omogenea del pezzo da eseguire.

The seat where the maestro glassmaker spends most of his time. A simple wooden stool, with two parallel wooden extensions on each side covered with an iron plate on which he rolls the blow-pipe back and forth, performing a sort of "horizontal lathe" movement that lets him uniformly shape the glass.





_Designers





Domenico Rinaldi



Oriano Favaretto



Massimo Tonetto



Studio Teardo



_Margot

Design **Andrea Lazzari**

— Un design lineare e pulito, ma al contempo ricercato, è un lampadario contemporaneo dotato di una cifra stilistica destinata a conservare il suo fascino nel tempo. Un lampadario in vetro di Murano rifinito con paralumi fatti a mano, il modello ottimale per soluzioni di arredo alberghiero o contract per grandi strutture di pregio, in cui serve un alto risultato estetico e, al contempo, una grande gamma di soluzioni a catalogo.

— Un design lineare e pulito, ma al contempo ricercato, è un lampadario contemporaneo dotato di una cifra stilistica destinata a conservare il suo fascino nel tempo. Un lampadario in vetro di Murano rifinito con paralumi fatti a mano, il modello ottimale per soluzioni di arredo alberghiero o contract per grandi strutture di pregio, in cui serve un alto risultato estetico e, al contempo, una grande gamma di soluzioni a catalogo.



—Margot
Suspension 2900/6 D FU
+ TOP 2900 AVO



—Margot
Suspension 2900/12 K CR
+ TOP 2900 BIA



—Margot
Suspension 2900/8 K DEN
+ TOP 2900 BIA



—Margot
Suspension 2900/8 K BL
+ TOP 2900 GRY



—Margot
Wall lamp 2900/A2 K AMT
+ TOP 2900 GRY



—Margot
Suspension 2950/8 K BL
+ TOP 2900 GRY



—Margot
Suspension 2950/8 K GRY
+ TOP 2900 AVO



—Margot
Suspension 2950/12 K OCE
+ TOP 2900 BIA



Finitura Metallo / Metal Finishes



K
Cromo lucido
Polish chrome



D
Dorato lucido
Polish gold

Finitura Vetro / Glass Finishes



AMT
Ametista
Amethyst



BL
Bianco Latte Cristallo
Milk White Clear



CR
Cristallo
Clear



DEN
Denim
Blue Denim



FU
Fumé
Smoked



GRY
Grigio
Grey



OCE
Oceano
Ocean



TOP
Topazio
Topaz

Finitura Paralumi / Lampshade Finishes




AVO
Avorio
Ivory



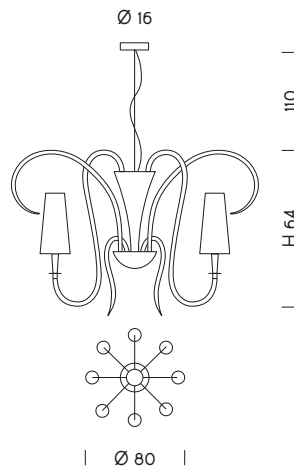
BIA
Bianco
White



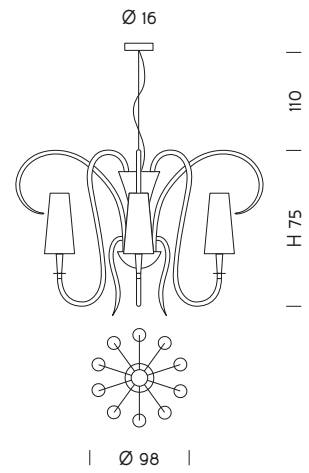
GRY
Grigio
Gray



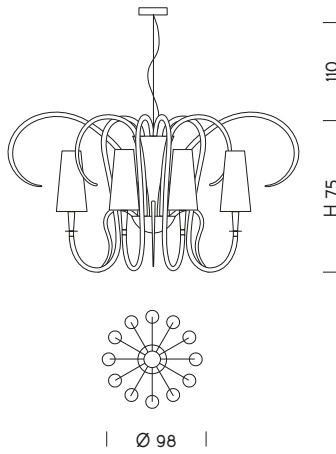
2900/6
6 x MAX 42W E14



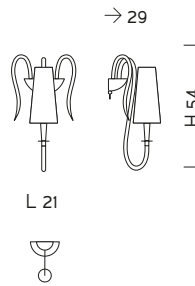
2900/8
8 x MAX 42W E14



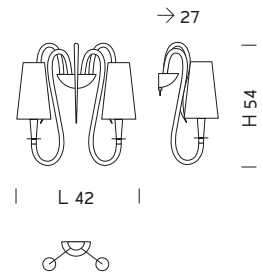
2900/10
10 x MAX 42W E14



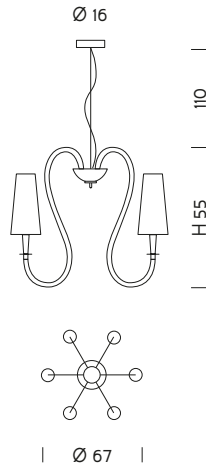
2900/12
12 x MAX 42W E14



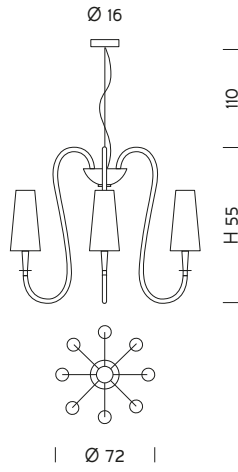
2900/A1
1 x MAX 42W E14



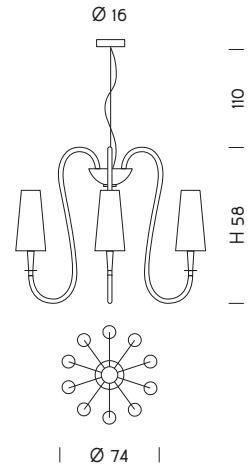
2900/A2
2 x MAX 42W E14




2950/6
6 x MAX 42W E14



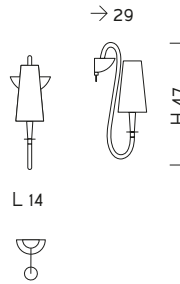
2950/8
8 x MAX 42W E14



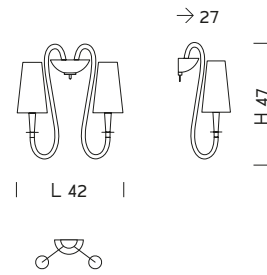
2950/10
10 x MAX 42W E14



2950/12
12 x MAX 42W E14



2950/A1
1 x MAX 42W E14



2950/A2
2 x MAX 42W E14

MARGOT



_Teodato

Design Sylcom LAB

– Una nuova formula di bellezza classica che esalta la luce inglobandola nelle nobili forme del vetro. Linee semplici e sinuose ridefiniscono le sagome tradizionali per proporre un lampadario al tempo stesso elegante e moderno. Le componenti, interamente realizzate in vetro soffiato e proposte in numerose varianti cromatiche, presentano una superficie liscia che enfatizza i giochi di trasparenza e gli effetti vibranti della luce. La gamma si completa con una versione più raffinata che arricchisce le linee di Teodato con l'integrazione degli elementi decorativi a pastorale.

– A new formulation of classic beauty that enhances and incorporates the light into stylish glass configurations. Teodato offers an essential, sinuous design that redefines traditional outlines in order to create a chandelier whose style is both elegant and modern. The components - entirely made of blown glass in a wide range of tones - feature a smooth surface that emphasizes transparencies and vibrant light effects. The Teodoro range includes an extra-refined version whose contours are enhanced with curvilinear pastorale decorative elements.



—Teodato
Chandelier 1020/12+6 K FU



TEODATO

—Teodato
Chandelier 1020/12 K CR

—Teodato
Wall lamp 1022/A2 K CR



—Teodato
Chandelier 1020/8 K FU



—Teodato
Chandelier 1020/5 D.D.A





—Teodato
Chandelier 1020/12+6 K BL





—Teodato
Chandelier 1020/12+6 K BL



TEODATO

—Teodato
Chandelier 1022/8 K BL



—Teodato
Wall lamp 1020/A3 D.D.A



TEODATO



—Teodato
Chandelier 1022/8+4 K FU

Finitura Metallo / Metal Finishes



K
Cromo lucido
Polish chrome



D
Dorato lucido
Polish gold

Finitura Vetro / Glass Finishes



BL
Bianco Latte
Milk White



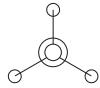
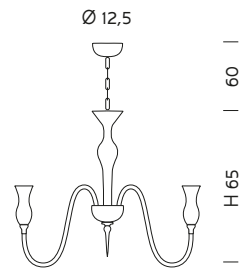
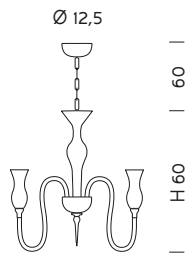
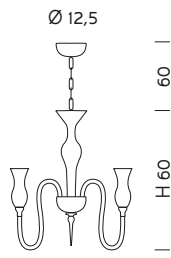
CR
Cristallo
Clear



D.A
Decoro Ambra
Amber Detailing

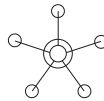


FU
Fumé
Smoked



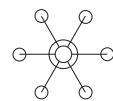
| Ø 49 |

1020/3
3 x MAX 42W E14



| Ø 57 |

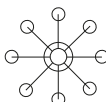
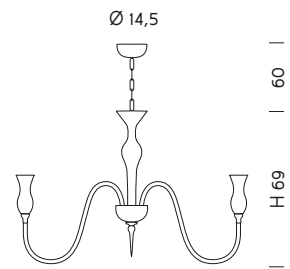
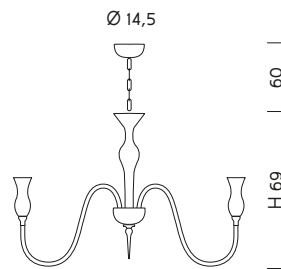
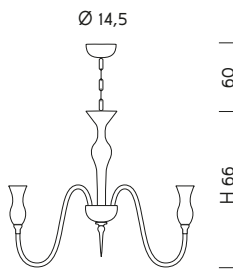
1020/5
5 x MAX 42W E14



| Ø 79 |

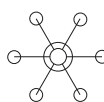
1020/6
6 x MAX 42W E14

SYLCOM



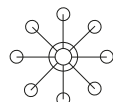
| Ø 82 |

1020/8
8 x MAX 42W E14



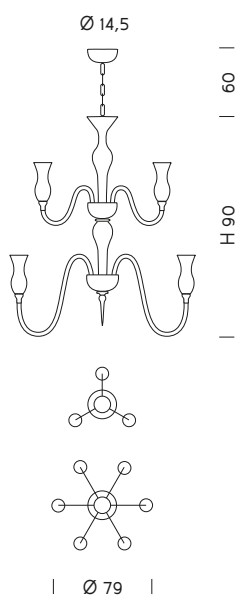
| Ø 104 |

1020/10
10 x MAX 42W E14

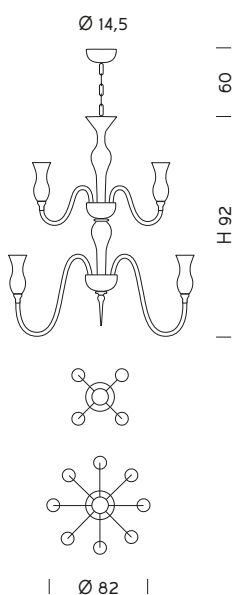


| Ø 104 |

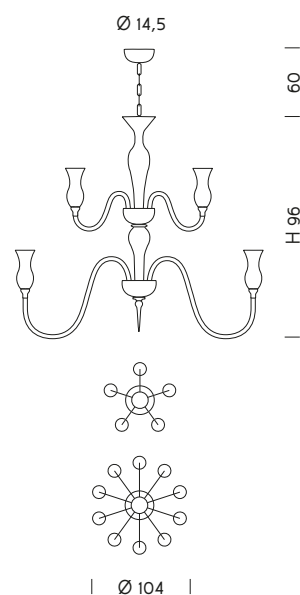
1020/12
12 x MAX 42W E14



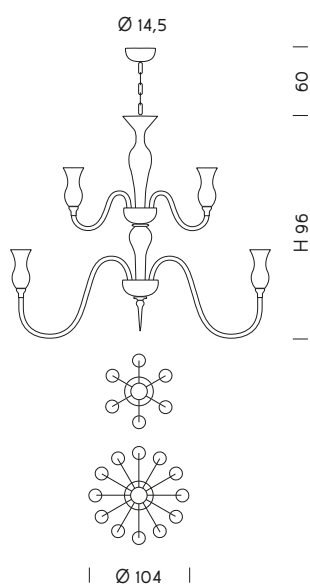
1020/6+3
9 x MAX 42W E14



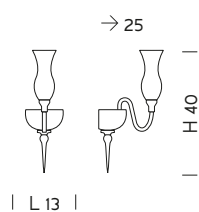
1020/8+4
12 x MAX 42W E14



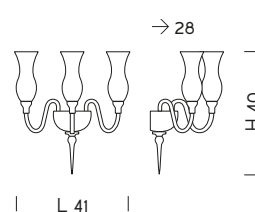
1020/10+5
15 x MAX 42W E14



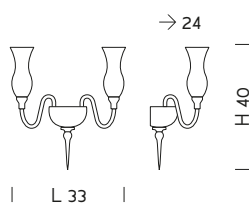
1020/12+6
18 x MAX 42W E14



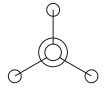
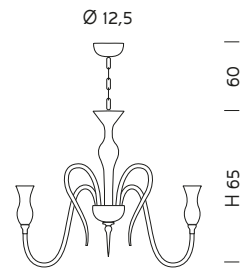
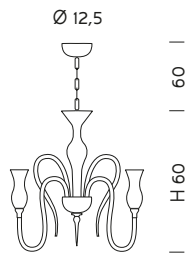
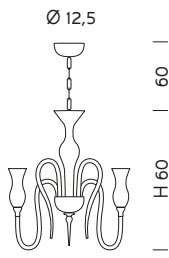
1020/A1
1 x MAX 42W E14



1020/A3
3 x MAX 42W E14

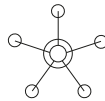


1020/A2
2 x MAX 42W E14



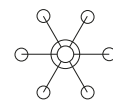
| Ø 49 |

1022/3
3 x MAX 42W E14



| Ø 57 |

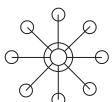
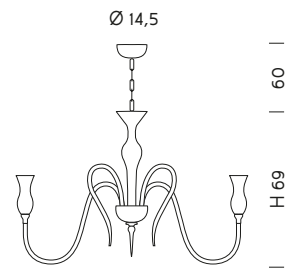
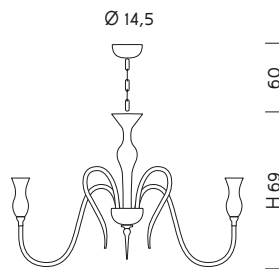
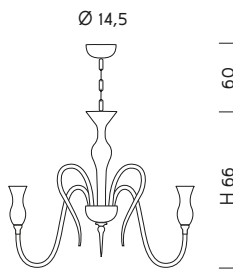
1022/5
5 x MAX 42W E14



| Ø 79 |

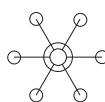
1022/6
6 x MAX 42W E14

SYLCOM



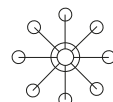
| Ø 82 |

1022/8
8 x MAX 42W E14



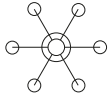
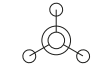
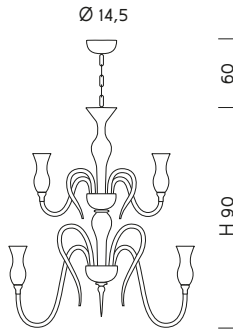
| Ø 104 |

1022/10
10 x MAX 42W E14



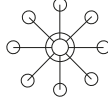
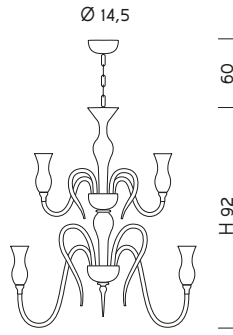
| Ø 104 |

1022/12
12 x MAX 42W E14



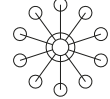
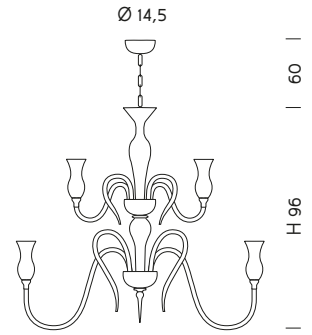
| Ø 79 |

1022/6+3
9 x MAX 42W E14



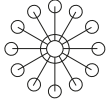
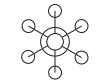
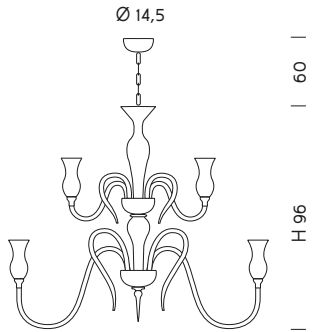
| Ø 82 |

1022/8+4
12 x MAX 42W E14



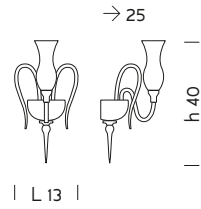
| Ø 104 |

1022/10+5
15 x MAX 42W E14



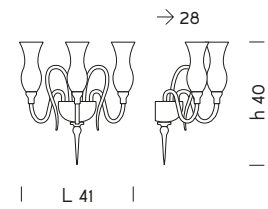
| Ø 104 |

1022/12+6
18 x MAX 42W E14



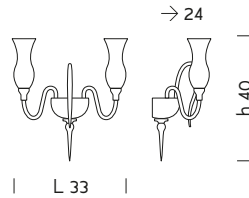
| L 13 |

1022/A1
1 x MAX 42W E14



| L 41 |

1022/A3
3 x MAX 42W E14



| L 33 |

1022/A2
2 x MAX 42W E14



_Venier

— Un disegno rigoroso e deciso caratterizza l'eleganza di questa collezione interamente realizzata in vetro soffiato e caratterizzata da elementi decorativi a ricciolo e da campane sagomate che contengono e orientano la sorgente luminosa. La famiglia comprende lampade a sospensione e plafoniere, il cui ingombro consente l'installazione in ambienti di altezza ridotta. La gamma si completa con una preziosa versione realizzata in oro 24 carati applicato a caldo durante la lavorazione.

— An eye-catching design characterizes the elegance of this collection entirely made of blown glass and distinguished by curled decorative elements and lovely shaped bells that hold and direct the source of light.

The Venier range includes hanging and wall versions with sizes that allow them to be installed in rooms with low ceilings.

The range also includes a precious version created with *24 carat gold*, applied while the glass is hot.



—Venier
Ceiling lamp 1421/8 D CR.ORO



—Venier
Chandelier 1420/5 D.D.A



—Vernier
Wall lamp 1420/A2 K OCE



—Vernier
Chandelier 1420/8 K DEN





—Vernier
Chandelier 1420/8+4 K BL.CR



—Vernier
Chandelier 1420/8 K FU

Finitura Metallo / Metal Finishes



K
Cromo lucido
Polish chrome



D
Dorato lucido
Polish gold

Finitura Vetro / Glass Finishes



BL.CR
Bianco Latte e Cristallo
Milk White and Clear



CR
Cristallo
Clear



CR.ORO
Cristallo e Oro 24 Kt
Clear and 24 Kt Gold



D.A
Decoro Ambra
Amber Detailing



FU
Fumé
Smoked



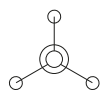
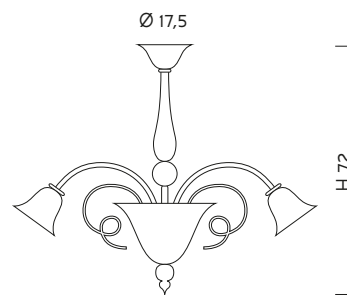
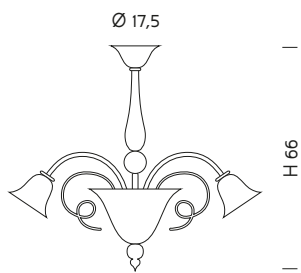
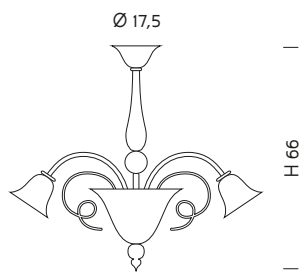
GRY
Grigio
Gray



DEN
Denim
Blue Denim

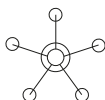


OCE
Oceano
Ocean



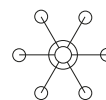
| Ø 68 |

1420/3
3 x MAX 42W E14



| Ø 72 |

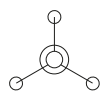
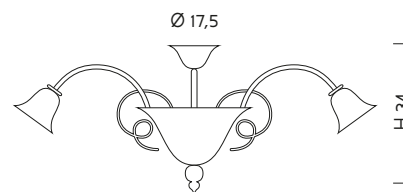
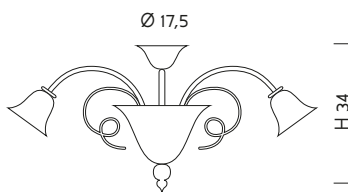
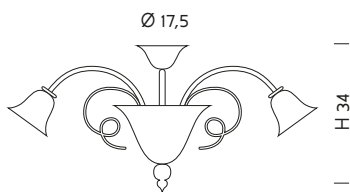
1420/5
5 x MAX 42W E14



| Ø 86 |

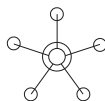
1420/6
6 x MAX 42W E14

SYLCOM



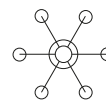
| Ø 72 |

1421/3
3 x MAX 42W E14



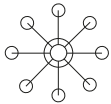
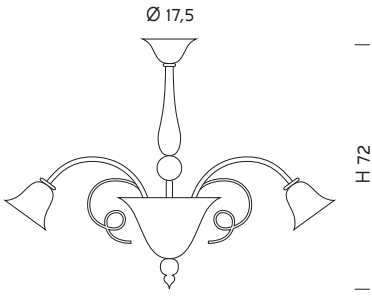
| Ø 72 |

1421/5
5 x MAX 42W E14



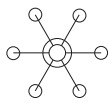
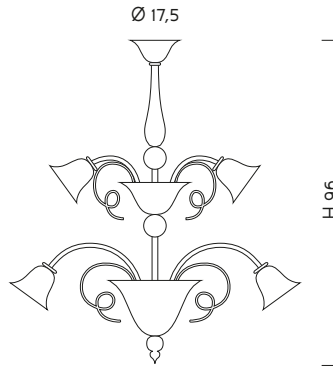
| Ø 86 |

1421/6
6 x MAX 42W E14



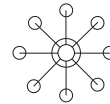
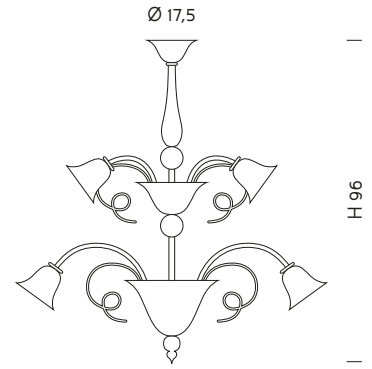
| Ø 92 |

1420/8
8 x MAX 42W E14



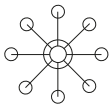
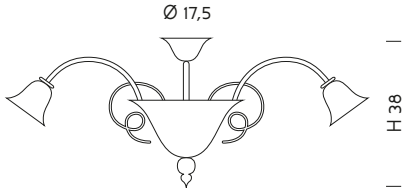
| Ø 86 |

1420/6+3
9 x MAX 42W E14



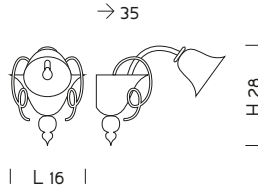
| Ø 92 |

1420/8+4
12 x MAX 42W E14



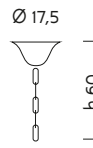
| Ø 104 |

1421/8
8 x MAX 42W E14

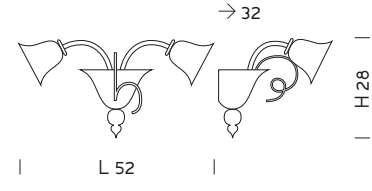


| L 16 |

1420/A1
1 x MAX 42W E14

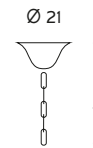


KIT 1420
/3 /5 /6 /8



| L 52 |

1420/A2
2 x MAX 42W E14



KIT 1420
/6+3 /8+4

VENIER



_Grimani

– Ispirazione floreale e cura nei dettagli donano a Grimani una raffinata eleganza adatta ad ogni tipo di ambiente. Un collezione dall'alto valore artigianale, le cui componenti sono interamente realizzate a mano con l'antica tecnica del vetro soffiato. La forma sinuosa della mazza centrale e l'apertura delle tazze sono ottenute tramite un un taglio a forbice praticato sulla massa vitrea ancora calda. La gamma si completa con una preziosa versione realizzata in oro 24 carati applicato a caldo durante la lavorazione.


– The floral-inspired lines and care to detail give Grimani a refined style that makes it perfect for all types of interiors. A collection offering superior artisan value with components entirely hand-blown according to Venetian tradition. The sinuous shape of the central piece and flared edges of the cups are cut and modelled with shears while the glass is hot. The range also includes a precious version created with 24 carat gold, applied while the glass is hot.



—Grimani
Wall lamp 1479/A2 D CR.ORO



—Grimani
Chandelier 1479/8 D.D.A





—Grimani
Chandelier 1479/6 K FU



—Grimani
Chandelier 1479/6 K FU



—Grimani
Chandelier 1479/8+4 D CR.ORO



—Grimani
Chandelier 1479/5 K BL.CR



GRIMANI

—Grimani
Ceiling lamp 1480/8 K CR



Finitura Metallo / Metal Finishes



K

Cromo lucido
Polish chrome



D

Dorato lucido
Polish gold

Finitura Vetro / Glass Finishes



BL.CR

Bianco Latte e Cristallo
Milk White and Clear



CR

Cristallo
Clear



CR.ORO

Cristallo e Oro 24 Kt
Clear and 24 Kt Gold



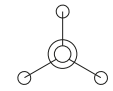
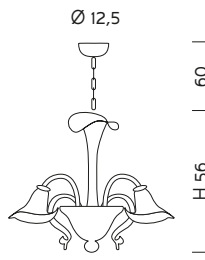
D.A

Decoro Ambra
Amber Detailing



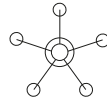
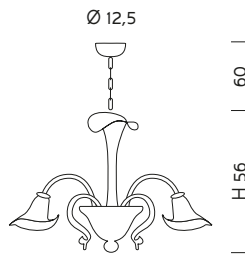
FU

Fumé
Smoked



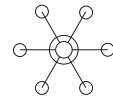
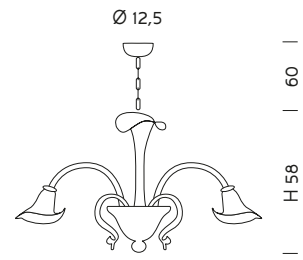
| Ø 63 |

1479/3
3 x MAX 42W E14



| Ø 84 |

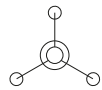
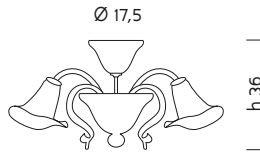
1479/5
5 x MAX 42W E14



| Ø 100 |

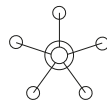
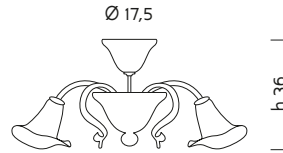
1479/6
6 x MAX 42W E14

SYLCOM



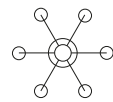
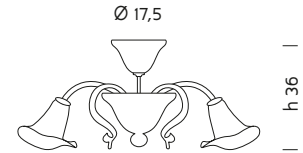
| Ø 74 |

1480/3
3 x MAX 42W E14



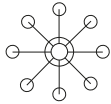
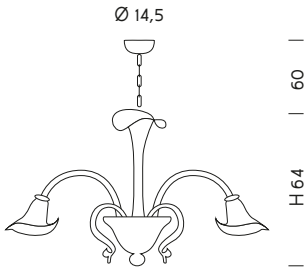
| Ø 81 |

1480/5
5 x MAX 42W E14



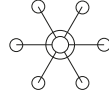

| Ø 85 |

1480/6
6 x MAX 42W E14



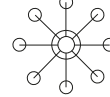
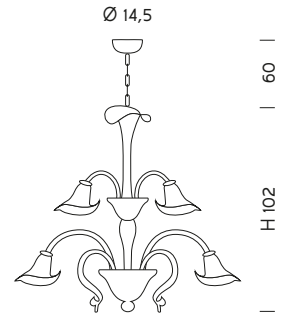
| Ø 104 |

1479/8
8 x MAX 42W E14



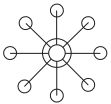
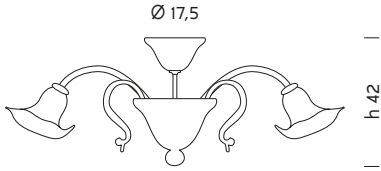
| Ø 109 |

1479/6+3
9 x MAX 42W E14



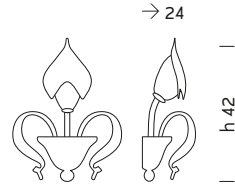
| Ø 109 |

1479/8+4
12 x MAX 42W E14



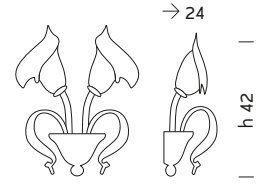
| Ø 106 |

1480/8
8 x MAX 42W E14



| L 22 |

1479/A1
1 x MAX 42W E14



L 30

1479/A2
2 x MAX 42W E14



_Pisani

– Le linee sinuose di questo lampadario si definiscono in una silhouette verticale e avvolgente, adattandolo agli interni classici e agli ambienti contemporanei. Una cascata dinamica di vetro fluente che dona eleganza ad ogni contesto. La collezione è disponibile in molteplici varianti e colorazioni. La gamma si completa con una preziosa versione realizzata in oro 24 carati applicato a caldo durante la lavorazione.

– The sinuous lines of this chandelier are defined in a vertical and enveloping silhouette, suitable for both classic and contemporary interiors. A dazzling cascade of graceful glass that provides utter refinement to any setting. The collection offers a wide selection of variants and colours. The range also includes a precious version created with *24 carat gold*, applied while the glass is hot.



—Pisani
Chandelier 1431/10+5 D BLAV.ORO





—Pisani
Chandelier 1430/8 K FU



PISANI

—Pisani
Chandelier 1431/6 D FU.ORO



—Pisani
Chandelier 1431/16+8 D AS



PISANI

—Pisani
Chandelier 1431/12 K BL.CR



—Pisani
Chandelier 1431/16 D CR.ORO





—Pisani
Wall lamp 1432/A3 D CR



—Pisani
Chandelier 1430/6 K FU



Finitura Metallo / Metal Finishes



K
Cromo lucido
Polish chrome



D
Dorato lucido
Polish gold

Finitura Vetro / Glass Finishes



AS
Ambra Sommerso
Submerged Amber



BLAV
Avorio
Ivory



BLAV.ORO
Avorio e Oro 24 Kt
Ivory and 24 Kt Gold



BL.CR
Bianco Latte e Cristallo
Milk White and Clear



CR
Cristallo
Clear



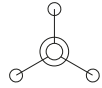
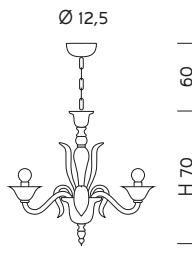
CR.ORO
Cristallo e Oro 24 Kt
Clear and 24 Kt Gold



FU
Fumé
Smoked

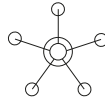



FU.ORO
Fumé e Oro 24 Kt
Smoked and 24 Kt Gold



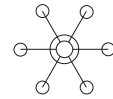
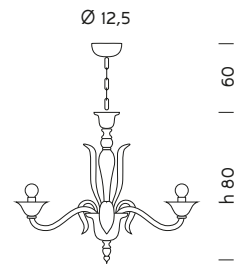
Ø 72

1430/3
3 x MAX 42W E14



Ø 72

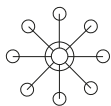
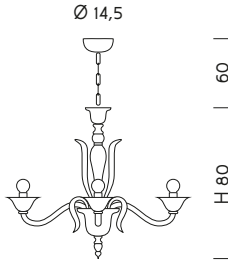
1430/5
5 x MAX 42W E14



Ø 92

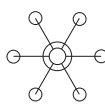
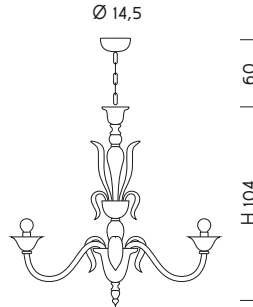
1430/6
6 x MAX 42W E14

SYLCOM



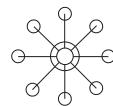
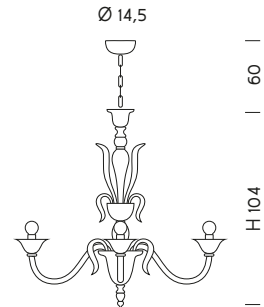
Ø 92

1430/8
8 x MAX 42W E14



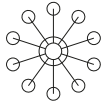
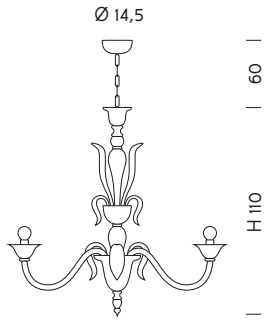
Ø 107

1431/6
6 x MAX 42W E14



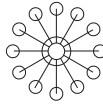
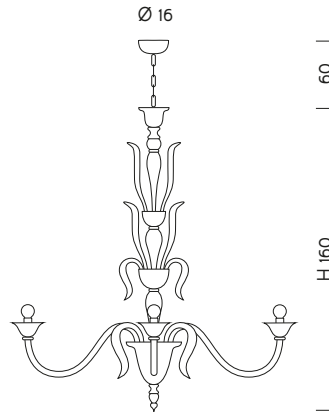
Ø 107

1431/8
8 x MAX 42W E14



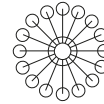
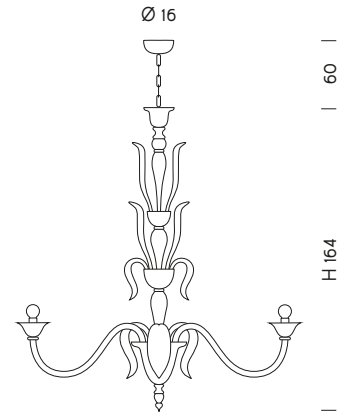
Ø 112

1431/10
10 x MAX 42W E14



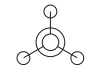
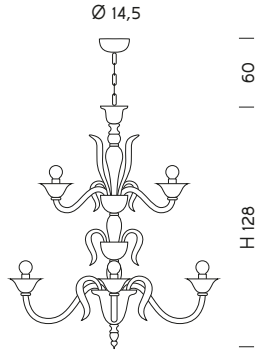
Ø 148

1431/12
12 x MAX 42W E14



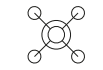

Ø 152

1431/16
16 x MAX 42W E14



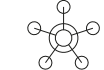
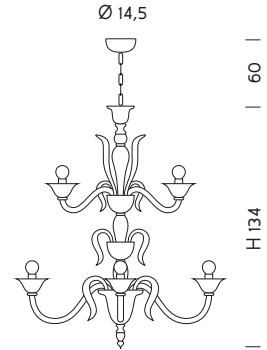
Ø 107

1431/6+3
9 x MAX 42W E14



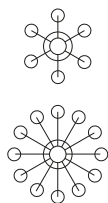
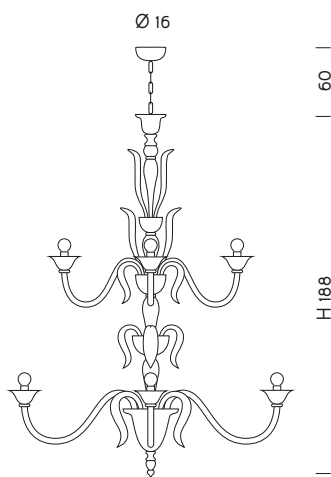
Ø 107

1431/8+4
12 x MAX 42W E14



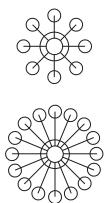
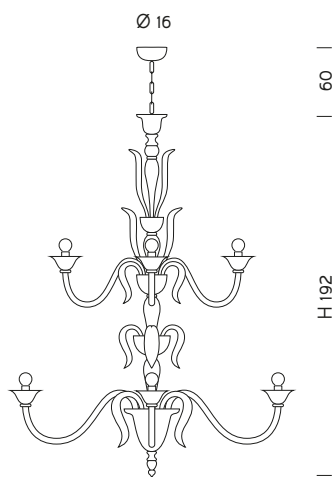
Ø 112

1431/10+5
15 x MAX 42W E14



| Ø 148 |

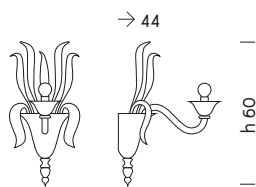
1431/12+6
18 x MAX 42W E14



| Ø 152 |

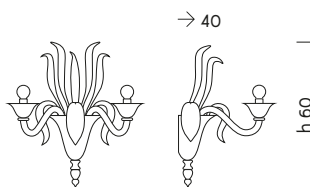
1431/16+8
24 x MAX 42W E14

SYLCOM



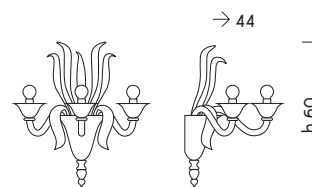
| L 26 |

1432/A1
1 x MAX 42W E14



| L 38 |

1432/A2
2 x MAX 42W E14



| L 50 |

1432/A3
3 x MAX 42W E14





_Foscari

— La cura dei dettagli e la varietà cromatica si esprimono attraverso trasparenze e campiture di colore realizzate grazie all'antica tecnica dell'*incamiciatura*. I bracci affusolati sono impreziositi da pendenti campanelle sagomate interamente a mano con l'ausilio di pinze e tiranti. La gamma si completa con una preziosa versione realizzata in oro 24 carati applicato a caldo durante la lavorazione.

— Great care to detail and chromatic variation are expressed through transparencies and arrays of tones created with the age-old *incamiciatura* technique. The graceful branches are embellished with pendant bells crafted entirely by hand with the aid of pliers and rods. The range also includes a precious version created with 24 carat gold, applied while the glass is hot.



—Foscari
Chandelier 1523/9x3 K BLCR





—Foscari
Wall lamp 1524/A3 K CR

—Foscari
Chandelier 1521/12 K CR



—Foscari
Chandelier 1521/12+6 D FU.ORO







—Foscarini
Chandelier 1522/16+8+4 D ORO



FOSCARI

—Foscari
Wall lamp 1524/3+2 D FU.ORO






SYLCOM



—Foscari
Wall lamp 1024/A2 D BLAV.AV



Finitura Metallo / Metal Finishes



K
Cromo lucido
Polish chrome



D
Dorato lucido
Polish gold

Finitura Vetro / Glass Finishes



BLAV.AV
Biancolatte-avorio, Avorio
Milky White Ivory



BLAV.ORO
Biancolatte-avorio Oro 24 Kt
Milky Ivory 24 Kt Gold



BL.CR
Biancolatte-cristallo, Cristallo
Milky White Clear



BL.OCE
Biancolatte Oceano
Milky White Ocean



CR
Cristallo
Clear



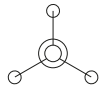
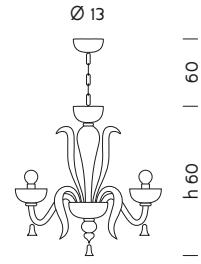
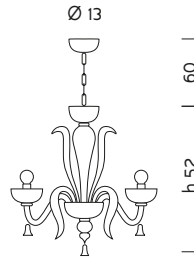
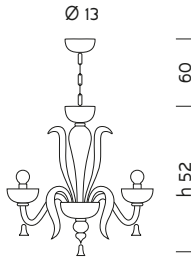
FU
Fumé
Smoked



FU.ORO
Fumé e Oro 24 Kt
Smoked and 24Kt Gold

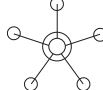


ORO
Oro 24 Kt
24Kt Gold



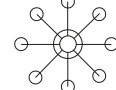
| Ø 56 |

1520/3
3 x MAX 42W E14



| Ø 56 |

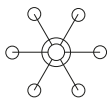
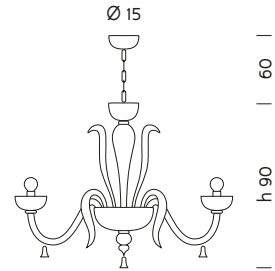
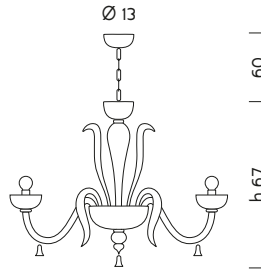
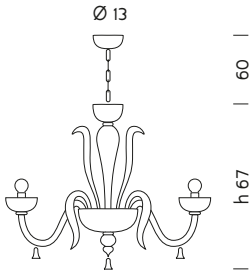
1520/5
5 x MAX 42W E14



| Ø 60 |

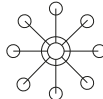
1520/8
8 x MAX 42W E14

SYLCOM



| Ø 75 |

1521/6
6 x MAX 42W E14



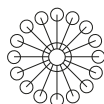
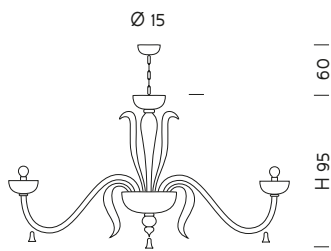
| Ø 88 |

1521/8
8 x MAX 42W E14



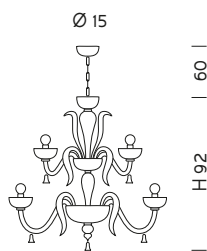
| Ø 116 |

1521/12
12 x MAX 42W E14




| Ø 146 |

1521/16
16 x MAX 42W E14



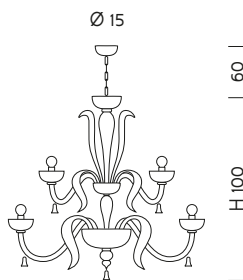
| Ø 75 |

1521/6+3
9 x MAX 42W E14




| Ø 88 |

1521/8+4
12 x MAX 42W E14



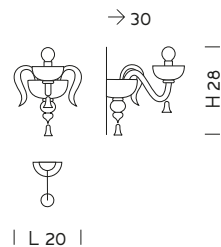
| Ø 116 |

1521/12+6
18 x MAX 42W E14

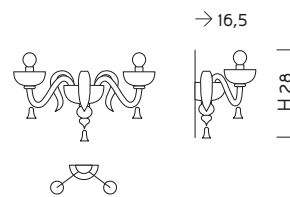


| Ø 146 |

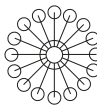

1521/16+8
24 x MAX 42W E14



1524/A1
1 x MAX 42W E14

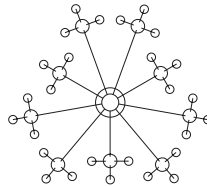
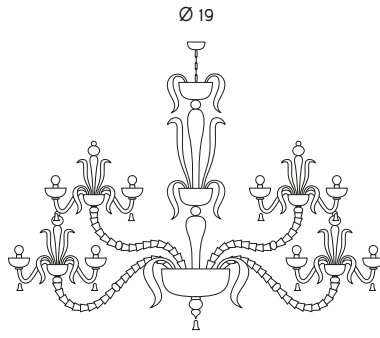


1524/A2
2 x MAX 42W E14



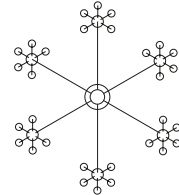
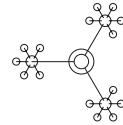
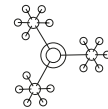
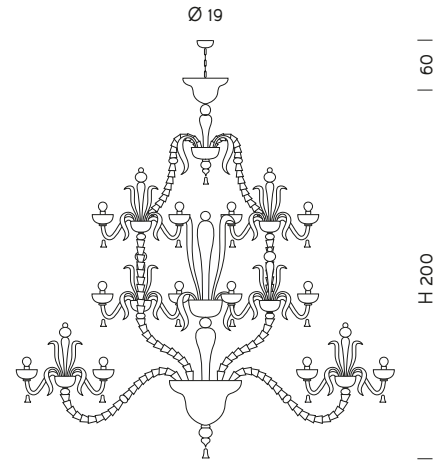
Ø 146

1522/16+8+4
28 x MAX 42W E14



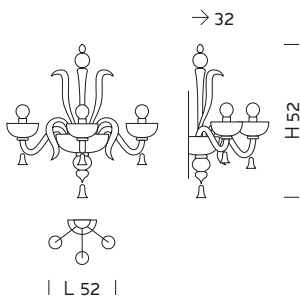
Ø 170

1523/9x3
27 x MAX 42W E14



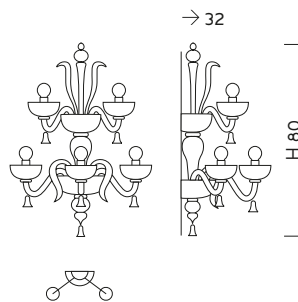
Ø 196

1523/12x5
60 x MAX 42W E14



L 52

1524/A3
3 x MAX 42W E14



L 52

1524/A3+2
5 x MAX 42W E14





_Giustinian

– Forme eleganti, decorazioni manuali, materiali preziosi si incontrano in una collezione senza tempo.

Giustinian rappresenta la quintessenza del lampadario classico, frutto di un artigianato autentico il cui valore si percepisce nella cura dei dettagli, nei raffinati decori e nella tradizionale lavorazione a *morise* di fondi, tazzine, foglie e fiori. Un gioco armonico di geometrie e chiaroscuri enfatizzato dalle trasparenze e dai colori in pasta.

La gamma si completa con una preziosa versione realizzata in oro 24 carati applicato a caldo durante la lavorazione.

– Elegant shapes, hand-fashioned decorations and precious materials are combined in a timeless collection. Giustinian represents the quintessence of the classic chandelier, the result of expert craftsmanship whose value can be perceived in the care to detail, the refined decorations, and the in traditional *morise* end pieces, cups, leaves and flowers.

Transparencies and *paste* colour contrasts create a play of silhouettes and chiaroscuro effects. The range also includes a precious version created with *24 carat gold*, applied while the glass is hot.



—Giustinian
Chandelier 1377/5 MINI K CR



—Giustinian
Wall lamp 1377/A2 K BL.CR



—Giustinian
Chandelier 1377/12 D CR.ORO



—Giustinian
Chandelier 1377/12+6 D FUORO



Finitura Metallo / Metal Finishes



K
Cromo lucido
Polish chrome



D
Dorato lucido
Polish gold

Finitura Vetro / Glass Finishes



BL.CR
Bianco Latte e Cristallo
Milk White and Clear



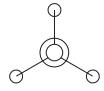
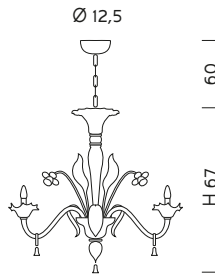
CR
Cristallo
Clear



CR.ORO
Cristallo e Oro 24 Kt
Clear and 24Kt Gold

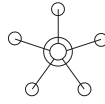
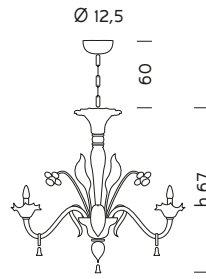


FU.ORO
Fumé e Oro 24 Kt
Smoked and 24Kt Gold



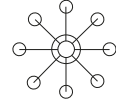
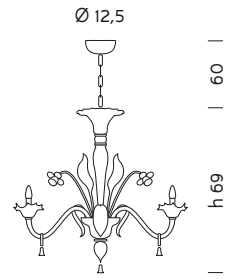
| Ø 70 |

1377/3 MINI
3 x MAX 42W E14



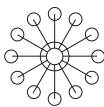
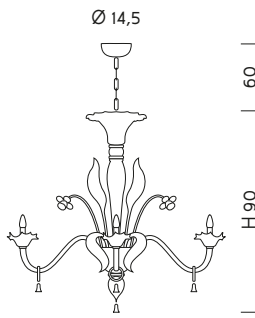
| Ø 70 |

1377/5 MINI
5 x MAX 42W E14



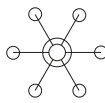
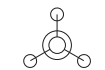

| Ø 72 |

1377/8 MINI
8 x MAX 42W E14



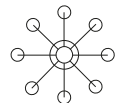
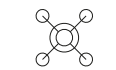
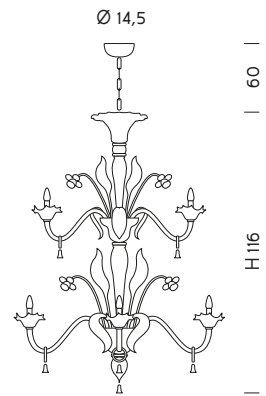
| Ø 118 |

1377/12
12 x MAX 42W E14



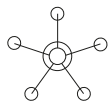
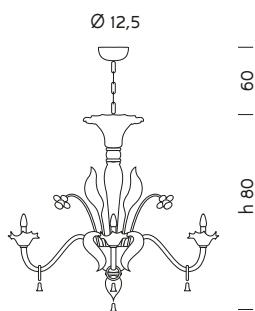
| Ø 92 |

1377/6+3
9 x MAX 42W E14



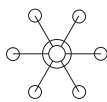
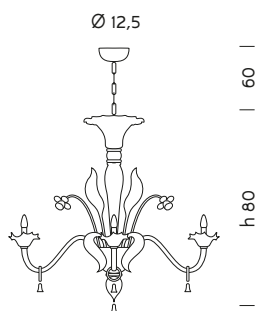
| Ø 92 |

1377/8+4
12 x MAX 42W E14



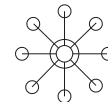
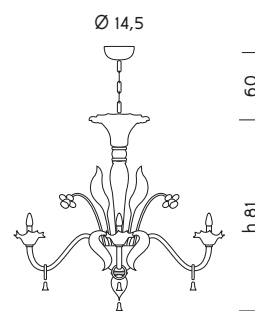
| Ø 87 |

1377/5
5 x MAX 42W E14



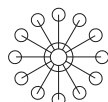
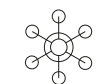
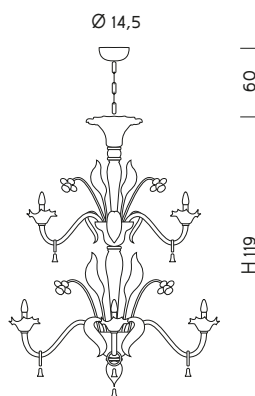
| Ø 87 |

1377/6
6 x MAX 42W E14



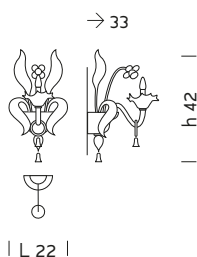
| Ø 92 |

1377/8
8 x MAX 42W E14

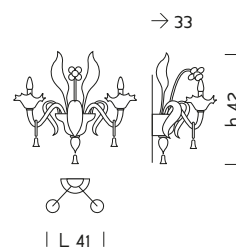


| Ø 118 |

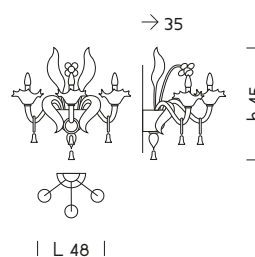
1377/12+6
18 x MAX 42W E14



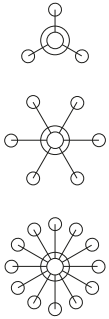
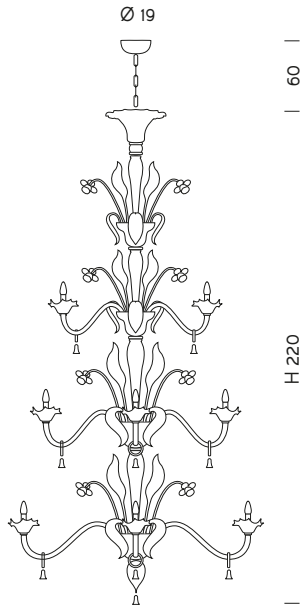
1377/A1
1 x MAX 42W E14




1377/A2
2 x MAX 42W E14

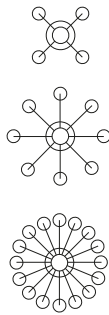
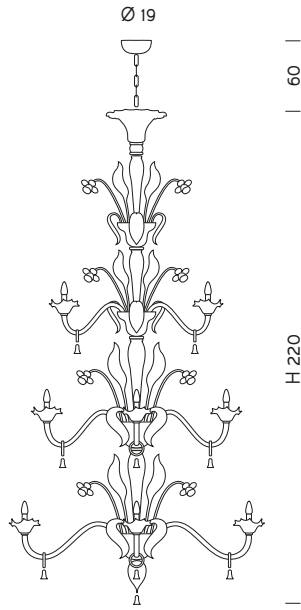


1377/A3
3 x MAX 42W E14




| Ø 150 |

1377/12+6+3
 21 x MAX 42W E14 



| Ø 150 |

1377/16+8+4
 28 x MAX 42W E14 



GIUSTINIAN

—Giustinian
Chandelier 1377/16+8+4 K BL.CR



_Rezzonico

— Un alternarsi di forme, colori e arditezze artigianali che celebrano i livelli più alti della lavorazione del vetro e danno vita a un lampadario simbolo di Venezia nel mondo. *Alzatine*, piramidi, fiori, foglie, tazzine, fondini e finali rappresentano piccoli capolavori di artigianalità realizzati dai mastri vetrai per mezzo di pinze forbici e tiranti. La sorgente luminosa è contenuta all'interno di tazze aperte a mano e lavorate nelle *morise* grazie alla tecnica della lavorazione a caldo. La collezione è composta da lampadari di varie dimensioni che, nelle versioni più grandi, sono costituiti da oltre 800 componenti in vetro.

— Diverse contours, colours and artisan creativity underline the ultimate in glass-making skills, making Rezzonico a lighting fixture that symbolizes Venice throughout the world. *Alzatine* elements, pyramids, flowers, leaves, cups, bases and end pieces are all true works of art created by master glassmakers using shears, pliers and rods. The source of light is housed in cups that are and crafted by hand with the *morise* technique. The collection is composed of lighting fixtures coming in a variety of sizes which in the larger versions include over 800 glass components.







—Rezzonico
Chandelier 1471/9 PA BLU.ORO



—Rezzonico
Chandelier 1471/12+6+6 PO FU.ORO

—Rezzonico
Chandelier 1471/12 PA BL.CR







—Rezzonico
Wall lamp 1474/A3 PO AMT.ORO



—Rezzonico
Chandelier 1471/6 PA CR



—Rezzonico
Chandelier 1470/8 PO VE.ORO



—Rezzonico
Chandelier 1472/12 PO AMT.ORO



—Rezzonico
Suspension 1473 PO CR.ORO



—Rezzonico
Suspension 1473 PA BL.CR



Finitura Metallo / Metal Finishes



PA
Porporina Argento
Silver bronzing



PO
Porporina Oro
Gold bronzing

Finitura Vetro / Glass Finishes



AMT.ORO
Ametista e Oro 24 Kt
Amethyst and 24Kt Gold



BL.CR
Bianco Latte e Cristallo
Milk White and Clear



BLU.ORO
Blu e Oro 24 Kt
Blue and 24Kt Gold



CR
Cristallo
Clear



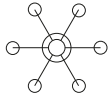
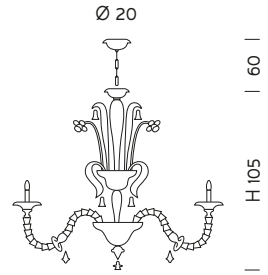
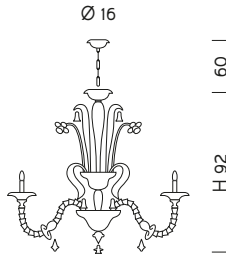
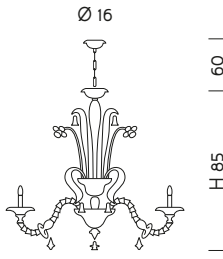
CR.ORO
Cristallo e Oro 24 Kt
Clear and 24 Kt Gold



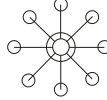
FU.ORO
Fumé e Oro 24 Kt
Smoked and 24 Kt Gold



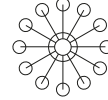
VE.ORO
Verde e Oro 24 Kt
Green and 24Kt Gold



| Ø 94 |



| Ø 100 |



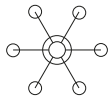
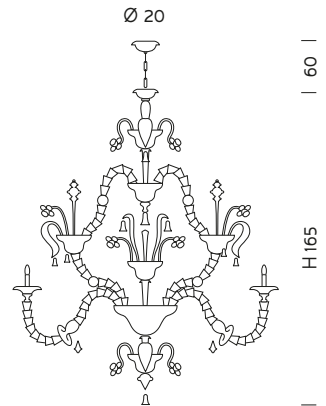

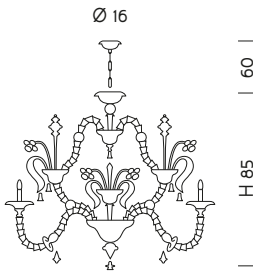
| Ø 126 |

1470/6
6 x MAX 42W E14

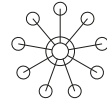
1470/8
8 x MAX 42W E14

1470/12
12 x MAX 42W E14

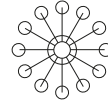
SYLCOM



| Ø 94 |



| Ø 120 |

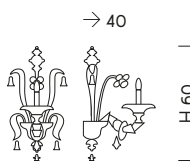


| Ø 150 |

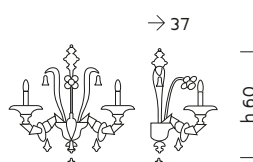
1471/6
6 x MAX 42W E14

1471/9
9 x MAX 42W E14

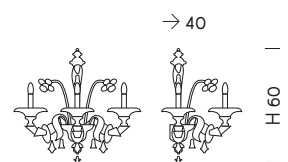
1471/12
12 x MAX 42W E14



| L 27 |



| L 42 |

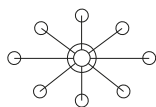
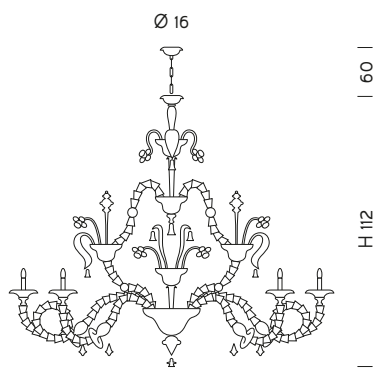


| L 60 |

1474/A1
1 x MAX 42W E14

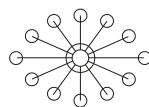
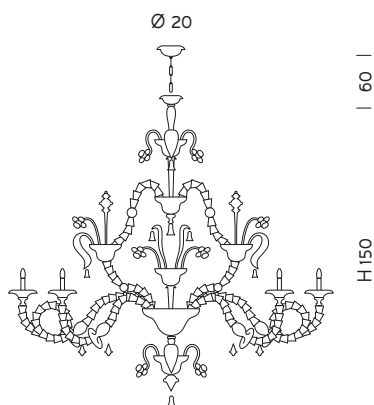
1474/A2
2 x MAX 42W E14

1474/A3
3 x MAX 42W E14



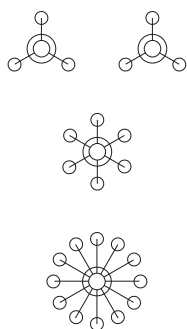

Ø 136x86

1472/8
8 x MAX 42W E14

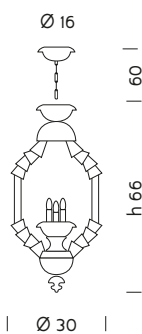


Ø 160x110

1472/12
12 x MAX 42W E14



1471/12+6+6
24 x MAX 42W E14



1473
3 x MAX 42W E14



_Bucintoro

— Un nome altisonante per una collezione legata alla storia di Venezia e destinata a perpetuare nei secoli la tradizione vetraia della città lagunare.

Forme, finiture e dettagli si ispirano alle lanterne che ornavano il Bucintoro, la nave dei dogi, per moltiplicarsi in più di quattrocento componenti in vetro. *Bossole*, *sottotazza*, *passasorse*, cornucopie, puntali e pastorali vengono interamente realizzati a mano per essere assemblati in una collezione di lampadari dal forte impatto decorativo proposti in varie misure e colorazioni.

— A grandiose name for a collection linked to the history of Venice and designed to perpetuate the Venetian glass-making tradition throughout the centuries.

The contours, finishes and details are inspired by the lanterns that adorned the Doges' magnificent ship named Bucintoro. The chandelier is composed of over four-hundred glass components.

Bossole, cup bases, *passasorse* spacers, cornucopias, end pieces and curvilinear *pastorale* elements are entirely made by hand in order to provide a collection of lighting fixtures with a gorgeous decorative effect in a wide range colours and sizes.







—Bucintoro
Chandelier 1798/10 PO AMT.ORO



BUCINTORO

—Bucintoro
Chandelier 1798/6 PO CR.ORO



—Bucintoro
Chandelier 1798/3 PO BLAV.ORO



BUCINTORO


—Bucintoro
Chandelier 1798/8 PA CR



—Bucintoro
Wall lamp 1798/A1 PO FU.ORO



—Bucintoro
Chandelier 1798/6 PA BL.CR







Finitura Metallo / Metal Finishes



PA
Porporina Argento
Silver bronzing



PO
Porporina Oro
Gold bronzing

Finitura Vetro / Glass Finishes



AMT.ORO
Ametista e Oro 24 Kt
Amethyst and 24Kt Gold



BLAV.ORO
Avorio e Oro
Ivory and Gold



BL.CR
Bianco Latte e Cristallo
Milk White and Clear



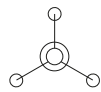
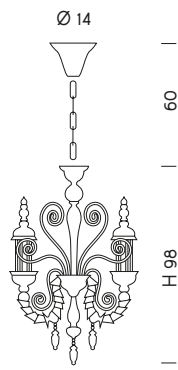
CR
Cristallo
Clear



CR.ORO
Cristallo e Oro 24 Kt
Clear and 24 Kt Gold

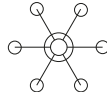



FU.ORO
Fumé e Oro 24 Kt
Smoked and 24 Kt Gold



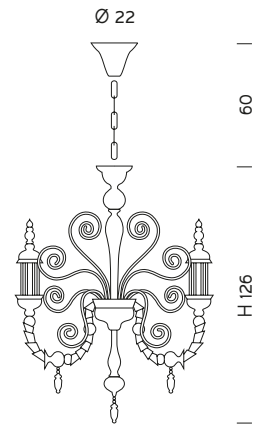
| Ø 57 |

1798/3
3 x MAX 42W E14



| Ø 97 |

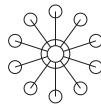
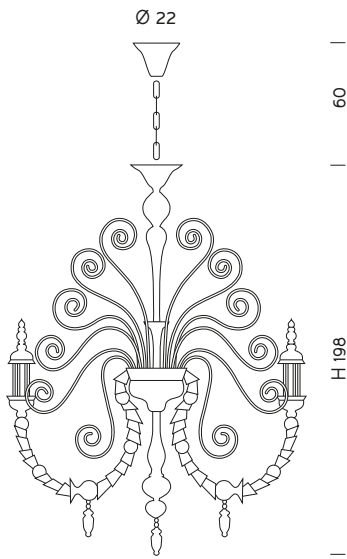
1798/6
6 x MAX 42W E14



| Ø 120 |

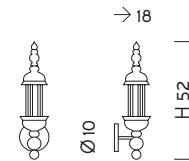
1798/8
8 x MAX 42W E14

SYLCOM



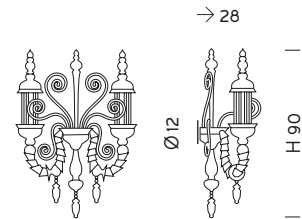
| Ø 147 |

1798/10
10 x MAX 42W E14



| L 13 |

1798/A1
1 x MAX 42W E14



| L 45 |

1798/A2
2 x MAX 42W E14



—Bucintoro
Chandelier 1798/10 PO AMT.ORO



_Dandolo

– Una pioggia di luce invade l'intero lampadario e si propaga nell'ambiente circostante grazie alla magia dei lustrini. Per mezzo della rifrazione, le facce delle *bobeches* e dei pendagli in cristallo di alta finitura, creano uno vero e proprio spettro colorato dall'effetto suggestivo e onirico. La lavorazione artigianale del vetro impreziosisce la collezione per mezzo di bracci e *pastorali* lavorati a mano secondo la tecnica del *torciglione* che ricorda l'intreccio di una corda.

– A cascade of light floods the lighting fixture and extends to the surrounding area via the magical effect of the spangles. The refraction of light on the surfaces of the *bobeches* and highly polished crystal pendants create a dreamlike spectrum of gorgeous colours. Manual glass-making skills enhance the collection with handmade branches and curvilinear *pastoriale* elements achieved via the *torciglione* technique that recalls the interlacing of cords.



—Dandolo
Chandelier 947/12+6+6+3 D.D.A





—Dandolo
Chandelier 949/5 K BL



—Dandolo
Chandelier 947/16+8+8+4 K CR.PB



—Dandolo
Chandelier 947/12 K AMT




—Dandolo
Chandelier 947/8 K BL



—Dandolo
Chandelier 949/12 D.D.A.




—Dandolo
Chandelier 949/8 D CR.PB



—Dandolo
Wall lamp 947/A3 K DEN



—Dandolo
Chandelier 949/12+6 K DEN



Finitura Metallo / Metal Finishes



K
Cromo lucido
Polish chrome



D
Dorato lucido
Polish gold

Finitura Vetro / Glass Finishes



AMT
Ametista con pendagliera al piombo
Amethyst with lead pendants



BL
Bianco Latte con pendagliera al piombo / Milk White with lead pendants



CR.NAZ
Cristallo con pendagliera nazionale
Crystal with national pendants



CR.PB
Cristallo con pendagliera al piombo
Crystal with lead pendants



D.A
Decoro Ambra con pendagliera nazionale / Amber Detailing with national pendants



DEN
Denim con pendagliera al piombo
Denim with lead pendants



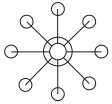
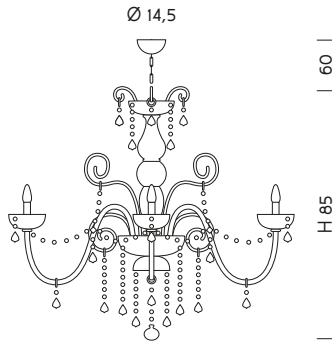
FU
Fumé con pendagliera al piombo
Smoked with lead pendants



GRY
Grigio con pendagliera al piombo
Gray with lead pendants

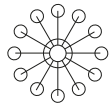
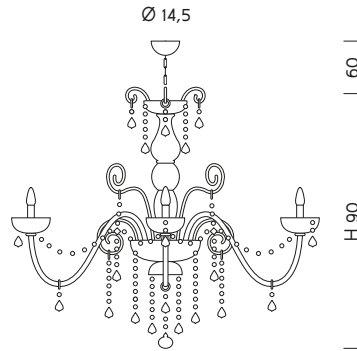


OCE
Oceano con pendagliera al piombo
Ocean with lead pendants



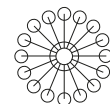
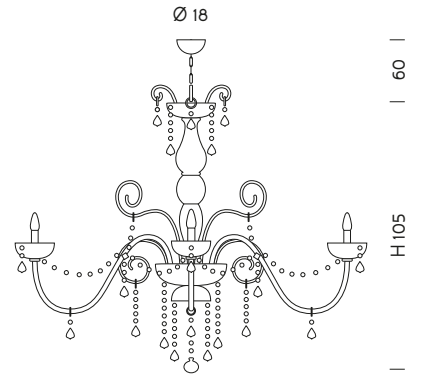
Ø 94

947/8
8 x MAX 42W E14



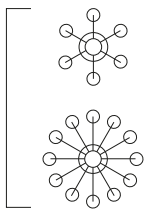
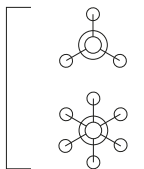
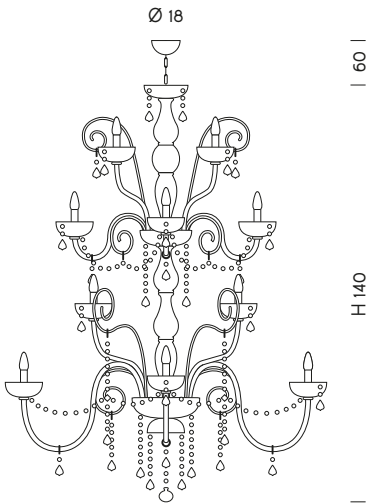
Ø 110

947/12
12 x MAX 42W E14




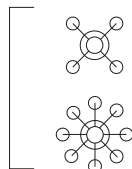

Ø 135

947/16
16 x MAX 42W E14



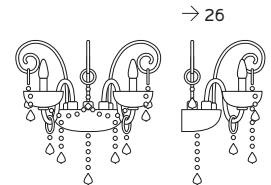
Ø 110

947/12+6+6+3
27 x MAX 42W E14



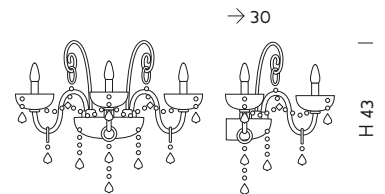
Ø 135

947/16+8+8+4
36 x MAX 42W E14



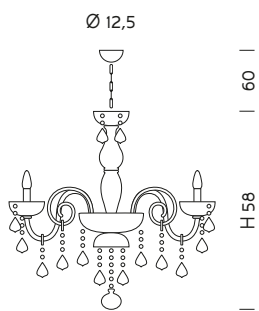
L 35

947/A2
2 x MAX 42W E14



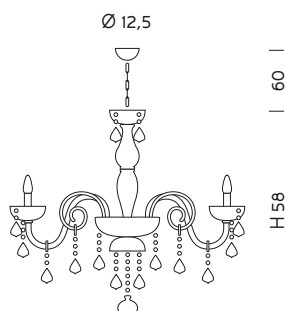
L 36

947/A3
3 x MAX 42W E14



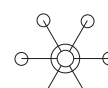
| Ø 57 |

949/3
3 x MAX 42W E14



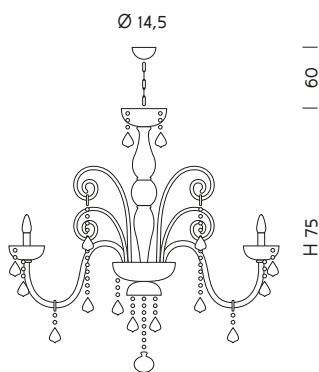
| Ø 66 |

949/5
5 x MAX 42W E14



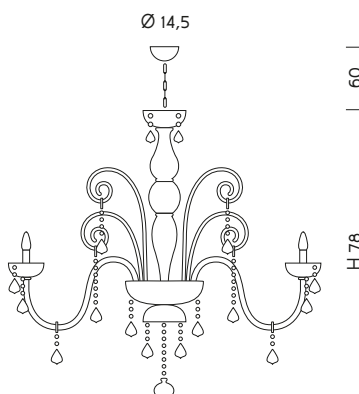
| Ø 70 |

949/6
6 x MAX 42W E14




| Ø 80 |

949/8
8 x MAX 42W E14



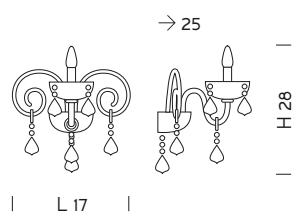
| Ø 87 |

949/10
10 x MAX 42W E14

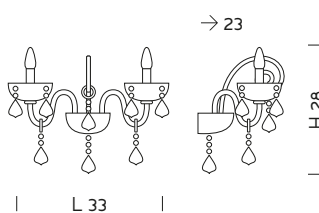


| Ø 87 |

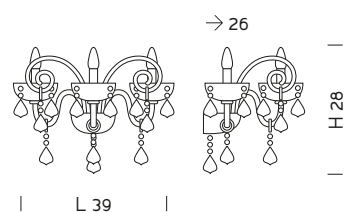
949/12
12 x MAX 42W E14




949/A1
1 x MAX 42W E14




949/A2
2 x MAX 42W E14



949/A3
3 x MAX 42W E14

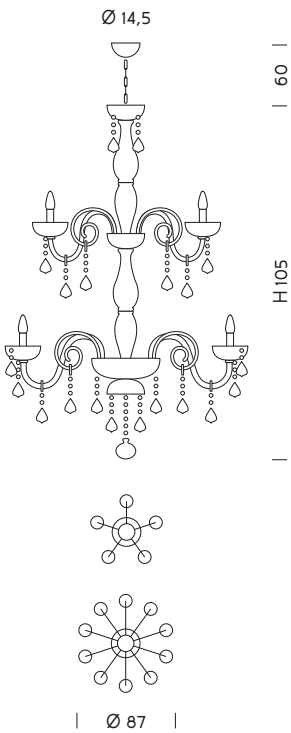


949/6+3
9 x MAX 42W E14




949/8+4
12 x MAX 42W E14

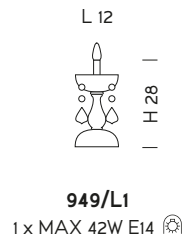
SYLCOM



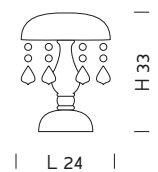
949/10+5
15 x MAX 42W E14



949/12+6
18 x MAX 42W E14



949/L1
1 x MAX 42W E14



949/L2
2 x MAX 42W E14



—Dandolo
Chandelier 947/16 K GRY



_Michiel

— Brillanti pendagli ed eleganti paralumi sono i tratti distintivi di una collezione dal carattere romantico che riempie di atmosfera gli ambienti con un design senza tempo. In Michiel la luce elegante e soffusa si combina con il dinamismo degli effetti luminosi derivanti dalla presenza dei lustrini che, per mezzo della rifrazione, creano molteplici bagliori colorati dal grande impatto scenografico.

— Brilliant pendants and elegant lamp shades are the hallmarks of this timeless romantic collection created to provide interiors with an exquisite atmosphere. In Michiel the elegant, subdued light is alternated by the brilliant radiance of the spangles that create countless flashes of colour with a highly scenic effect.



—Michiel
Wall lamp 672/A3+2 K CR



MICHIEL



—Michiel
Chandelier 670/6+6 K GRV





—Michiel
Chandelier 670/8+8 D DA



—Michiel
Chandelier 670/12+12 K BL



—Michiel
Chandelier 670/4+4 K DEN



Finitura Metallo / Metal Finishes



K
Cromo lucido
Polish chrome



D
Dorato lucido
Polish gold

Finitura Vetro / Glass Finishes



AMT
Ametista con pendagliera piombo
Amethyst with lead pendants



BL
Bianco Latte con pendagliera piombo
Milk White with lead pendants



CR
Cristallo con pendagliera al piombo
Clear with lead pendants



D.A
Decoro Ambra
Amber Detailing



DEN
Denim con pendagliera piombo
Denim with lead pendants



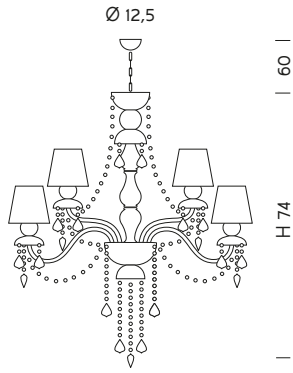
FU
Fumé con pendagliera al piombo
Smoked with lead pendants



GRY
Grigio con pendagliera al piombo
Gray with lead pendants

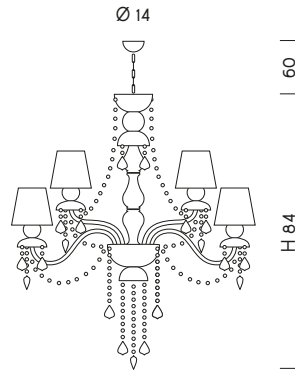


OCE
Oceano con pendagliera al piombo
Ocean with lead pendants



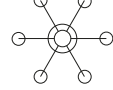
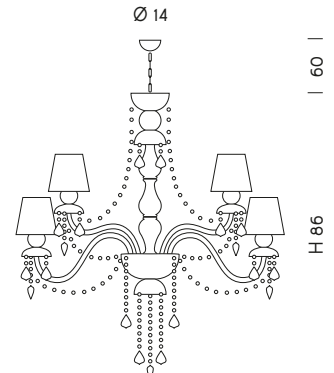
| Ø 76 |

670/3+3
6 x MAX 42W E14



| Ø 88 |

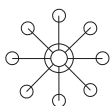
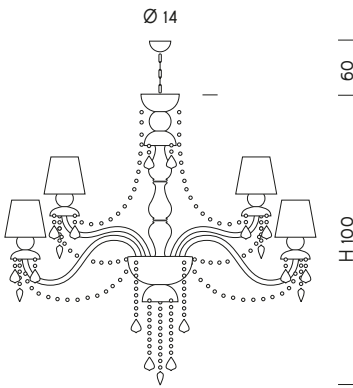
670/4+4
8 x MAX 42W E14



| Ø 103 |

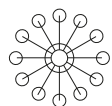
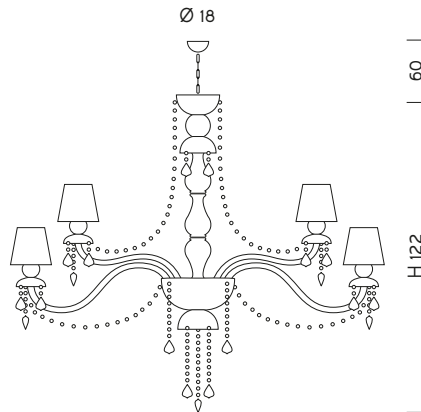
670/6+6
12 x MAX 42W E14

SYLCOM



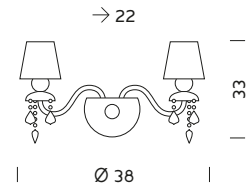
| Ø 124 |

670/8+8
16 x MAX 42W E14

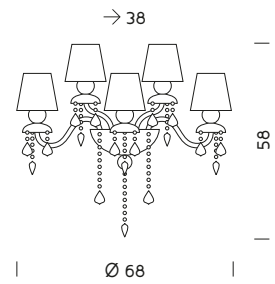


| Ø 148 |

670/12+12
24 x MAX 42W E14



672/A2
2 x MAX 42W E14



672/A3+2
5 x MAX 42W E14



MICHIEL



_Dolfin

– Equilibrio e simmetria definiscono la rigorosa eleganza di questa collezione, le cui linee tradizionali si evolvono in uno stile adatto a ogni tipo di ambiente. La composizione è caratterizzata dalla forma inedita dei bracci che vengono annodati e rigati durante la lavorazione del vetro soffiato. La famiglia si compone di diversi formati e dimensioni adatte anche ai grandi ambienti, completandosi con una preziosa versione realizzata in oro 24 carati applicato a caldo durante la lavorazione.

– Balance and symmetry define the rigorous elegance of this collection, whose traditional lines evolve in a style suitable for all types of interiors.

The composition is characterized by the innovative shape of the branches that are coiled and lined during the glass blowing process. The range is proposed in diverse configurations and sizes for application in either standard or spacious interiors and also includes a precious version created with 24 carat gold, applied while the glass is hot.

—Dolfin
Wall lamp 1380/A2 K OCE

—Dolfin
Chandelier 1380/12+6 K OCE







—Dolfin
Chandelier 1380/6 D CR.A



DOLFIN

—Dolfin
Chandelier 1380/8 K BL.CR



—Dolfin
Chandelier 1382/12+6 K BL.CR



DOLFIN

—Dolfin
Chandelier 1382/12+6 K FU



—Dolfin
Chandelier 1382/5 K DEN



—Dolfin
Chandelier 1382/12 D.D.A



—Dolfin
Chandelier 1380/5 D CR.ORO

Finitura Metallo / Metal Finishes



K
Cromo lucido
Polish chrome



D
Dorato lucido
Polish gold

Finitura Vetro / Glass Finishes



BL.CR
Bianco Latte e Cristallo
Milk White and Clear



CR.A
Cristallo e Ambra
Clear and Amber



CR
Cristallo e Cristallo
Clear and Clear



CR.ORO
Cristallo e Oro 24 Kt
Clear and 24 Kt Gold



D.A
Decoro Ambra
Amber Detailing



FU
Fumé
Smoked



GRY
Grigio
Gray

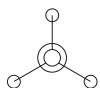

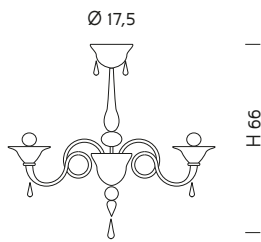
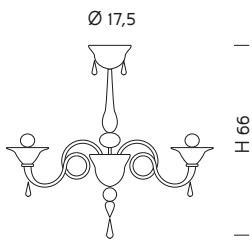


DEN
Denim
Blue Denim



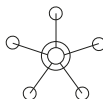
OCE
Oceano
Ocean

DOLFIN



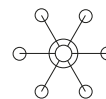
| Ø 76 |

1380/3
3 x MAX 42W E14



| Ø 76 |

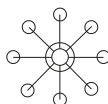
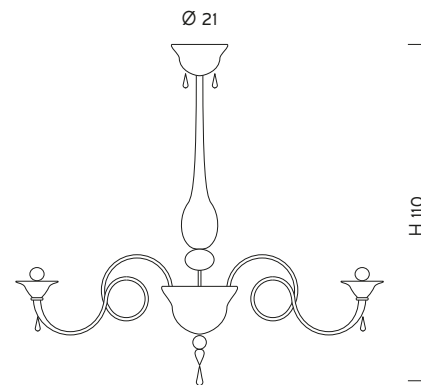
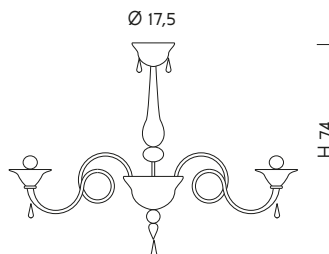

1380/5
5 x MAX 42W E14



| Ø 102 |

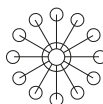
1380/6
6 x MAX 42W E14

SYLCOM



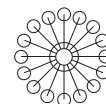
| Ø 102 |

1380/8
8 x MAX 42W E14



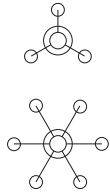
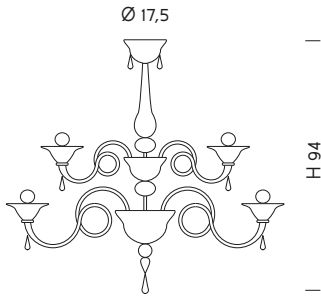
| Ø 106 |

1380/12
12 x MAX 42W E14



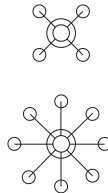
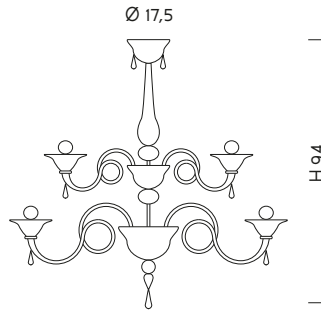
| Ø 135 |

1380/16
16 x MAX 42W E14



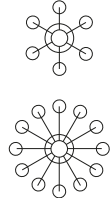
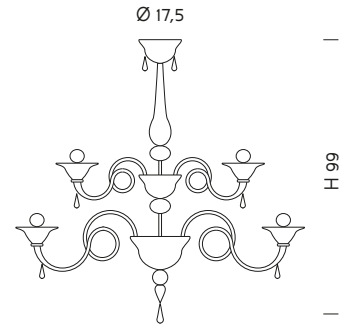
| Ø 102 |

1380/6+3
9 x MAX 42W E14



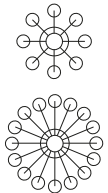
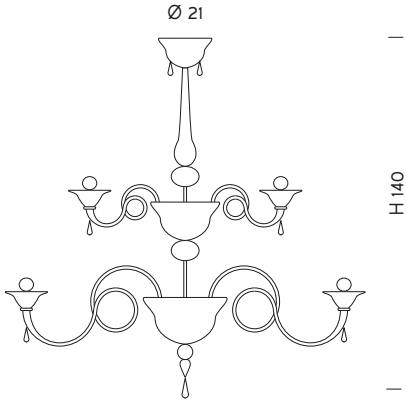
| Ø 102 |

1380/8+4
12 x MAX 42W E14



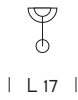
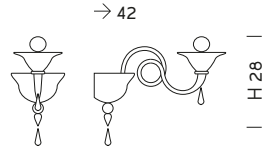
| Ø 106 |

1380/12+6
18 x MAX 42W E14



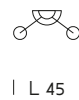
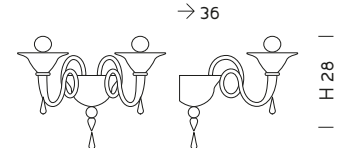
| Ø 135 |

1380/16+8
24 x MAX 42W E14



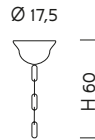
| L 17 |

1380/A1
1 x MAX 42W E14

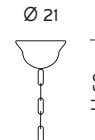


| L 45 |

1380/A2
2 x MAX 42W E14



KIT 1380
/3 /5 /6 /8 /6+3 /8+4



KIT 1380
/12 /16 /12+6 /16+8

DOLFIN



Finitura Metallo / Metal Finishes



K
Cromo lucido
Polish chrome



D
Dorato lucido
Polish gold

Finitura Vetro / Glass Finishes



BL.CR
Bianco Latte e Cristallo
Milk White and Clear



CR
Cristallo e Cristallo
Clear and Clear



CR.ORO
Cristallo e Oro 24 Kt
Clear and 24 Kt Gold



D.A
Decoro Ambra
Amber Detailing



FU
Fumé
Smoked



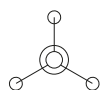



GRY
Grigio
Gray



DEN
Denim
Blue Denim

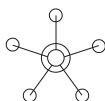


OCE
Oceano
Ocean



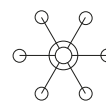
| Ø 76 |

1382/3
3 x MAX 42W E14



| Ø 76 |

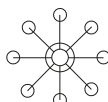
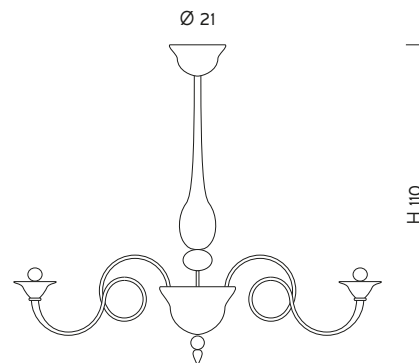
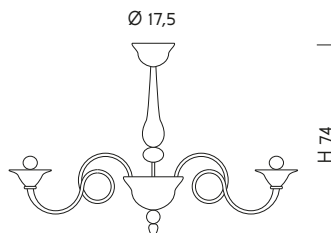
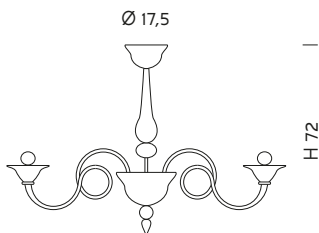
1382/5
5 x MAX 42W E14



| Ø 102 |

1380/6
6 x MAX 42W E14

SYLCOM



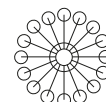
| Ø 102 |

1382/8
8 x MAX 42W E14



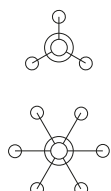
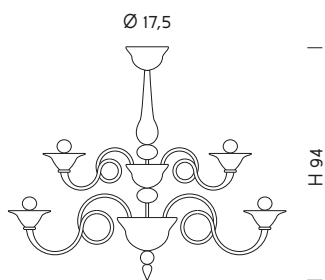
| Ø 106 |

1382/12
12 x MAX 42W E14



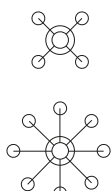
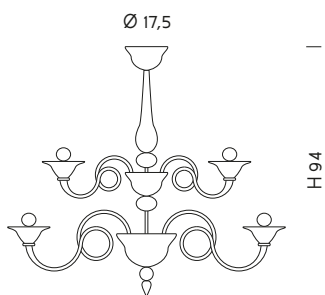
| Ø 135 |

1382/16
16 x MAX 42W E14



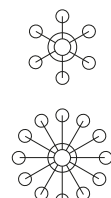

| Ø 102 |

1382/6+3
9 x MAX 42W E14




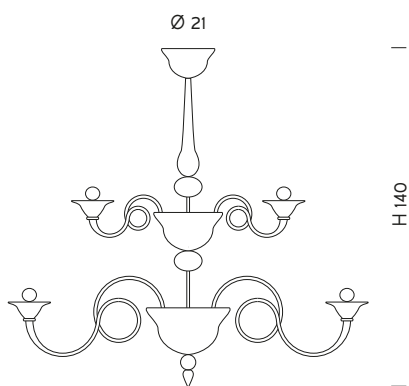
| Ø 102 |

1382/8+4
12 x MAX 42W E14



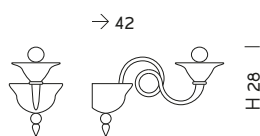
| Ø 106 |

1382/12+6
18 x MAX 42W E14



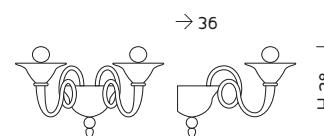
| Ø 135 |

1382/16+8
24 x MAX 42W E14



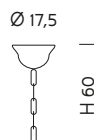
| L 17 |

1382/A1
1 x MAX 42W E14

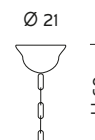


| L 45 |

1382/A2
2 x MAX 42W E14



KIT 1382
/3 /5 /6 /8 /6+3 /8+4



KIT 1382
/12 /16 /12+6 /16+8



_Candiano

— Una presenza iconica contraddistinta da un tratto delicato e da curve eleganti che si adattano perfettamente agli ambienti classici e agli spazi contemporanei. La tradizione delle sue componenti in vetro soffiato interamente lavorato a mano si trasforma atualizzandosi nei colori di tendenza. Grazie alle sue curve avvolgenti Candiano occupa con classe e dinamismo ogni tipo di spazio.

— An iconic model characterized by a stylish design with elegant curves that made it ideal for classic and contemporary interiors alike. The tradition of fully handmade blown-glass components is skillfully modernized by the trendy hues. Thanks to its enveloping curves Candiano is guaranteed to provide class and dynamism to all types of interiors.



—Candiano
Chandelier 1533/16+8+4 K DEN





—Candiano
Chandelier 1531/8 K GRY



—Candiano
Chandelier 1531/12 K BLCR



—Candiano
Chandelier 1531/8 K FU



—Candiano
Chandelier 1532/8+4 K TOP



Finitura Metallo / Metal Finishes



K
Cromo lucido
Polish chrome



D
Dorato lucido
Polish gold

Finitura Vetro / Glass Finishes



BLCR
Biancolatte cristallo
Milky White Clear



CR
Cristallo
Clear



DEN
Denim
Blue Denim



FU
Fumé
Smoked



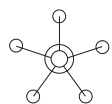
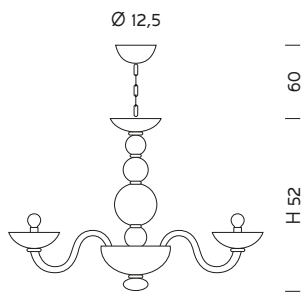
GRY
Grigio
Gray



OCE
Oceano
Ocean

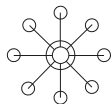
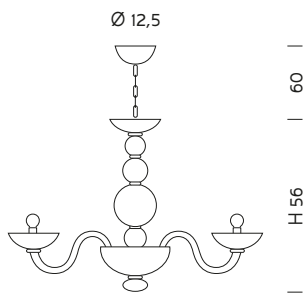


TOP
Topazio
Topaz



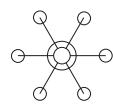
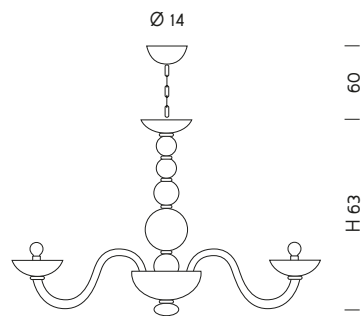
| Ø 73 |

1530/5
5 x MAX 42W E14



| Ø 78 |

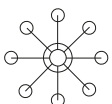
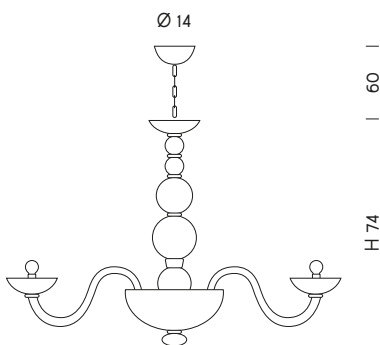
1530/8
8 x MAX 42W E14



| Ø 90 |

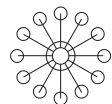
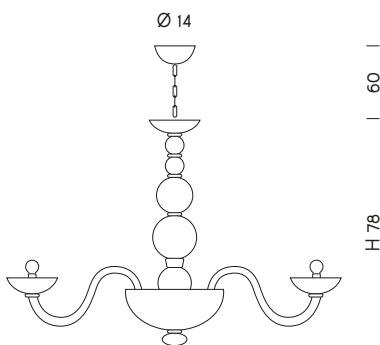
1531/6
6 x MAX 42W E14

SYLCOM



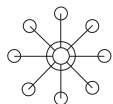
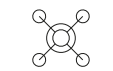
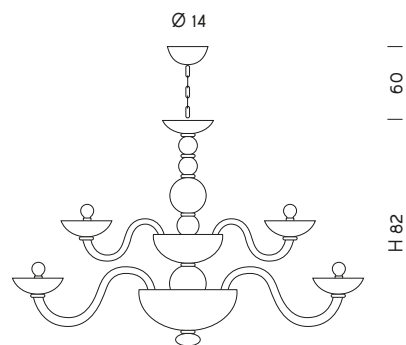
| Ø 108 |

1531/8
8 x MAX 42W E14



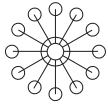
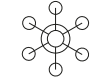
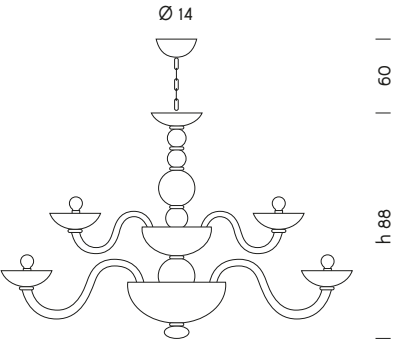
| Ø 142 |

1531/12
12 x MAX 42W E14



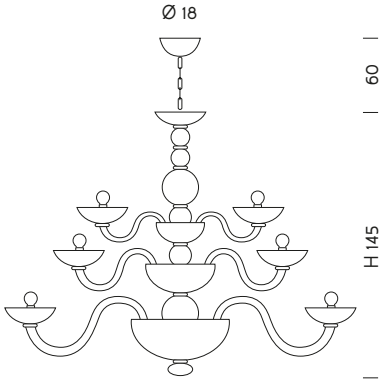
| Ø 108 |

1532/8+4
12 x MAX 42W E14



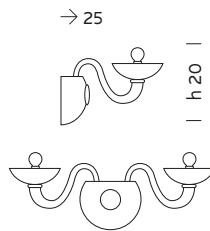
| Ø 142 |

1532/12+6
18 x MAX 42W E14



| Ø 155 |

1533/16+8+4
28 x MAX 42W E14



| L 42 |

1534/A2
2 x MAX 42W E14



_Corner

– Le linee storiche incontrano il design contemporaneo per proporre una collezione dal fascino e dall'eleganza intramontabili. Un volume articolato che si fa dinamico e leggero grazie alla vibrazione luminosa delle superfici lisce in vetro soffiato che alternano i bracci trasparenti alle tazzine realizzate con la tecnica dell'*incamiciatura*. La cura nei dettagli è sottolineata dalle componenti in metallo cromato o dorato che si adattano ai gusti e alle destinazioni d'uso.

– Historical lines combined with contemporary design give the Corner collection a timeless charm and elegance. An essential design whose lines are both vigorous and graceful thanks to the radiance of the smooth blown-glass surfaces that alternate transparent branches with cups crafted with the *incamiciatura* technique. The care to detail is highlighted by the chrome or gold-plated metal components that adapt with ease to specific tastes and intended use.



—Corner
Chandelier 1542/8 BLGRY.GRY



—Corner
Wall lamp 1545/A2 K BLCR





—Corner
Chandelier 1542/12 K BLCR







Finitura Metallo / Metal Finishes



K
Cromo lucido
Polish chrome



D
Dorato lucido
Polish gold

Finitura Vetro / Glass Finishes



BLAV.AV
Biancolatte-avorio, Avorio
Milky Ivory and Ivory



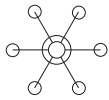
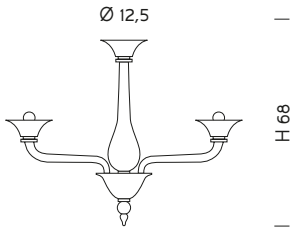
BLCR
Biancolatte-cristallo
Milky White Clear



BLDEN.DEN
Biancolatte-denim, Denim
Milky Denim and Denim

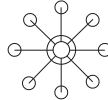
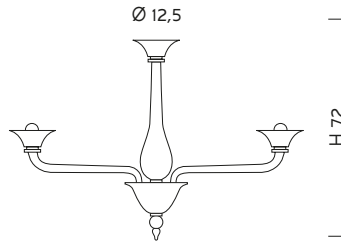


BLGRY.GRY
Biancolatte-grigio, Grigio
Milky White Gray and Gray



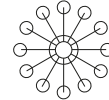
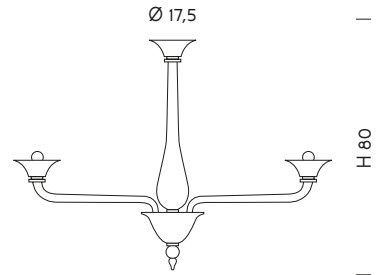
Ø 80

1542/6
6 x MAX 42W E14



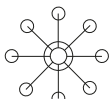
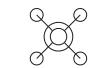
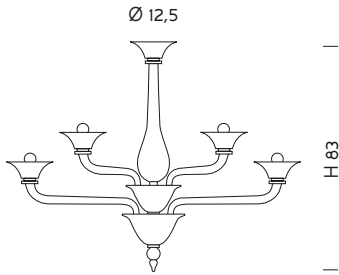
Ø 92

1542/8
8 x MAX 42W E14



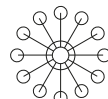
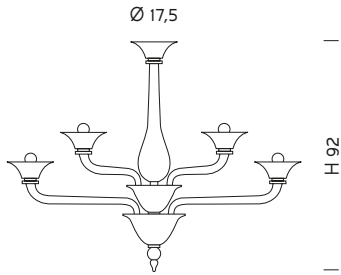
Ø 120

1542/12
12 x MAX 42W E14



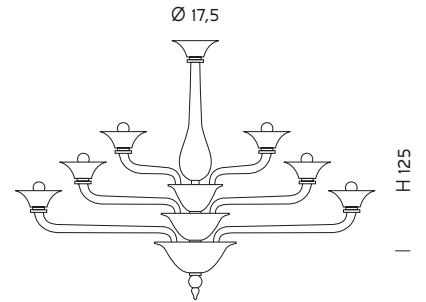
Ø 92

1543/8+4
12 x MAX 42W E14



Ø 120

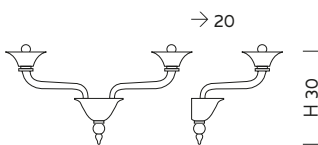
1543/12+6
18 x MAX 42W E14



Ø 126

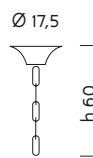
1544/12+6+3
21 x MAX 42W E14

SYLCOM



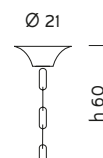
L 40

1545/A2
2 x MAX 42W E14



h 60

KIT 1542
KIT 1543



h 60

KIT 1544



—Corner
Chandelier 1544/12+6+3 D BLAV.AV



_Candel

— Candel è una collezione di lampadari e applique dalle linee semplici e rigorose i cui componenti sono in perfetta proporzione l'uno con l'altro. Al termine di ogni braccio, la sorgente luminosa è stata racchiusa in una sfera in vetro soffiato, realizzata rigorosamente a mano da esperti maestri vetrai. Il disegno essenziale e al tempo stesso decorativo si inserisce perfettamente in qualsiasi ambiente non solo dedicato alla casa, ma anche agli spazi contract, con massima libertà di personalizzazione.

— A collection of chandeliers and wall lamps with essential, rigorous lines whose components are all perfectly proportioned. The source of light at the end of each branch is enclosed in a blown glass globe, rigorously handmade by skilled glass-making masters. The essential yet decorative design makes Candel easy to customize and thus perfect for the home as well as for all types of interiors, including contract areas.





—Candel
Suspension 2700/12 NNS GRY



—Candel
Suspension 2700/6 NNS FU





—Candel
Suspension 2700/6 NNS DEN



—Candel
Wall lamp 2700/A2 NNS TOP



Finitura Metallo / Metal Finishes



NNS
Nickel nero spazzolato
Brushed black nickel



OS
Oro spazzolato
Brushed gold

Finitura Vetro / Glass Finishes



BLCR
Bianco Latte Cristallo
Milk White Clear



CR
Cristallo
Clear



DEN
Denim
Blue Denim



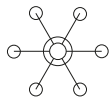
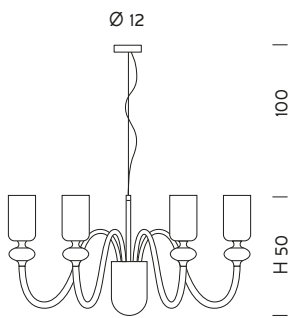
FU
Fumé
Smoked



GRY
Grigio
Grey

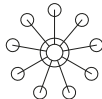
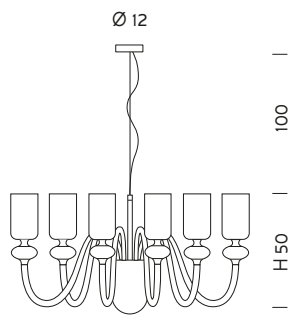


TOP
Topazio
Topaz



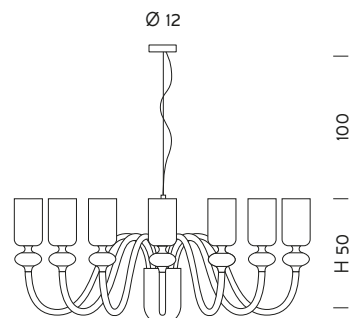
| Ø 90 |

2700/6
6 x MAX 42W E14



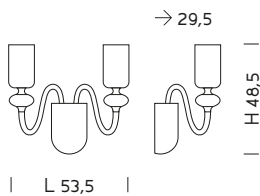
| Ø 100 |

2700/9
9 x MAX 42W E14



| Ø 120 |

2700/12
12 x MAX 42W E14



2700/A2
2 x MAX 42W E14





_Gritti

— La reinterpretazione di un classico per trasferire l'arte vetraria veneziana negli ambienti contemporanei laddove Gritti diventa protagonista con le sue forme tondeggianti che evocano atmosfere intime e accoglienti. La parte centrale del lampadario è composta da un alternarsi di mazzette in vetro soffiato trasparente e sfere schiacciate in vetro soffiato incamiciato. Le superfici lisce delle sfere delle tazze si alternano ai bracci e alle mazzette lavorate con la tecnica del *rigadin*. Gritti è proposto nei colori Denim e Grey abbinati a dettagli in metallo a finitura cromo. La gamma è impreziosita da una versione in oro 24 carati applicato a caldo durante la lavorazione e dettagli in metallo dorato.

— Gritti offers a reinterpretation of a classic that transfers the art of Venetian glass-making to contemporary interiors where its appealing rounded design creates a warm and welcoming atmosphere. The central part of the chandelier is composed of clear blown-glass elements alternated with elliptical *incamiciato* blown glass globes. The smooth surfaces of the globes of the cups create a lovely contrast with the branches and elements crafted with the *rigadin* technique. Gritti is proposed in Denim blue and Grey combined with chrome-plated metal details. The range also includes a precious version created with 24 carat gold, applied while the glass is hot, and gold-plated metal details.



SYLCOM

—Gritti
Chandelier 1537/12 D BLAV.ORO





—Gritti
Chandelier 1537/8 K BLCR.GRY



—Gritti
Chandelier 1537/6 K BLCR.CR



—Gritti
Chandelier 1537/6 K BLCR.DEN



—Gritti
Chandelier 1537/8 K BLAV.FU



—Gritti
Wall lamp 1537/A2 K BLCR.OCE



Finitura Metallo / Metal Finishes



K
Cromo lucido
Polish chrome



D
Dorato lucido
Polish gold

Finitura Vetro / Glass Finishes



BLAV.ORO
Biancolatte-avorio, Oro 24 Kt
Milky Ivory 24Kt Gold



BLAV.FU
Biancolatte-avorio, Fumé
Milky Ivory and Smoked



BLCR.CR
Biancolatte Cristallo e Cristallo
Milky White Clear and Clear



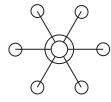
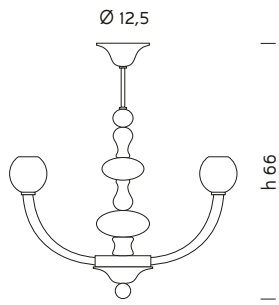
BLCR.DEN
Biancolatte Denim e Denim
Milky Denim and Denim



BLCR.GRY
Biancolatte-cristallo, Grigio
Milky White Clear and Grey

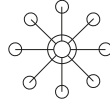
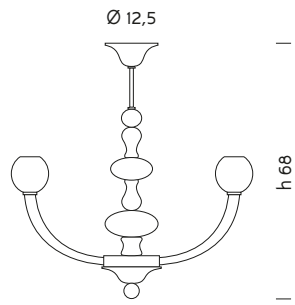


BLCR.OCE
Biancolatte-cristallo, Oceano
Milky White Clear and Ocean



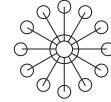
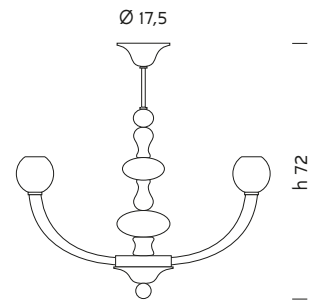
| Ø 70 |

1537/6
6 x MAX 42W E14



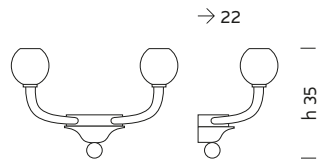
| Ø 78 |

1537/8
8 x MAX 42W E14



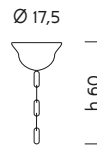
| Ø 100 |

1537/12
12 x MAX 42W E14



| L 30 |

1537/A2
2 x MAX 42W E14



KIT 1537
/6 /8 /12





_Modà

— Modà nasce dal gesto romantico che ripercorre la sagoma delle parti principali che costituiscono e caratterizzano il lampadario classico veneziano in vetro di Murano secondo un profilo geometrico continuo. Tale atto è compiuto mediando e semplificando il passaggio tra gli elementi ottenendone idealmente uno solo che sporge in alto ed in basso come traccia rispettivamente di foglia e braccio. Il risultato è una scultura in vetro che racconta il suo passato con decisione, semplicità ed eleganza.

— Modà is the result of a romantic design replicating the contours of the main parts that compose and exemplify a classic Venetian chandelier in Murano glass according to a continuous geometric outline. This design is achieved by streamlining the part that joins the elements, ideally creating only one that protrudes upwards and downwards like the contour of a leaf and branch respectively. The result is a glass sculpture that narrates its past with decision, essentiality and refinement.



—Modà
Suspension 2800/6 OS BL



—Modà
Suspension 2800/12 NNS CR



—Modà
Wall lamp 2800/A2 NNS DEN



—Modà
Suspension 2800/9 NNS AMT



Finitura Metallo / Metal Finishes



NNS
Nickel nero spazzolato
Brushed black nickel



OS
Oro spazzolato
Brushed gold

Finitura Vetro / Glass Finishes



AMT
Ametista
Amethyst



BL
Bianco Latte Cristallo
Milk White Clear



CR
Cristallo
Clear



DEN
Denim
Blue Denim



FU
Fumé
Smoked



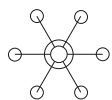
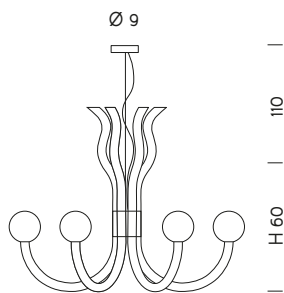
GRY
Grigio
Grey



OCE
Oceano
Ocean

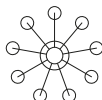
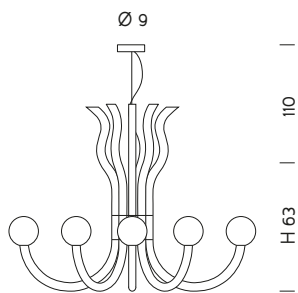


TOP
Topazio
Topaz



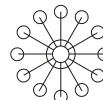
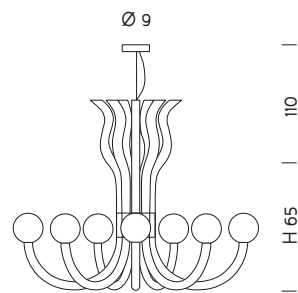
| Ø 90 |

2800/6
6 x MAX 40W G9



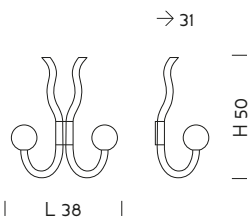
| Ø 100 |

2800/9
9 x MAX 40W G9



| Ø 120 |

2800/12
12 x MAX 40W G9



2800/A2
2 x MAX 40W G9





—Festa
Suspension 3000 CRS CR

—Festa
Suspension 3001 CRS FU

_Festa

– Una collezione ispirata ai tradizionali lampadari in stile impero che ornavano i saloni delle feste e i gran balli delle prestigiose corti europee del XIX secolo. I decori sontuosi, la monumentalità dei volumi, le brillantezza dei cristalli e delle dorature si traducono in segni essenziali. Le memorie di antichi splendori si cristallizzano in tubi di vetro soffiato curvati ad arte e cinti da eleganti fasce di metallo. Il Neoclassicismo incontra l'Industrial atualizzandosi in una sospensione dalle dimensioni, dalle trasparenze e dai cromatismi adatti al gusto contemporaneo.

– A collection inspired by the traditional empire-style chandeliers that adorned the grand ballrooms of the illustrious nineteenth-century European courts. The magnificent decorations, the breathtaking size, the brilliance of the crystals and gilding are translated into essential symbols. The memories of the splendors of the past are crystallized in artistically curved blown glass tubes encircled with elegant metal bands. Neoclassic and Industrial styles are combined in order to propose an updated hanging version whose size, transparencies and colours comply with contemporary tastes.



—Festa
Suspension 3000 OS BL



—Festa
Suspension 3000 CRS DEN



—Festa
Wall lamp 3000/A OS BL



—Festa
Ceiling lamp 3002 OS BL



Finitura Metallo / Metal Finishes



CRS
Cromo spazzolato
Brushed chrome



OS
Oro spazzolato
Brushed gold

Finitura Vetro / Glass Finishes



AMT
Ametista
Amethyst



BL
Bianco Latte Cristallo
Milk White Clear



CR
Cristallo
Clear



DEN
Denim
Blue Denim



FU
Fumé
Smoked



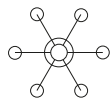
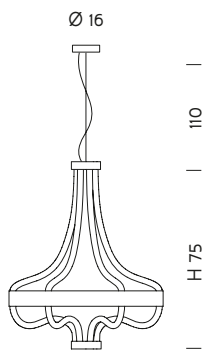
GRY
Grigio
Grey



OCE
Oceano
Ocean

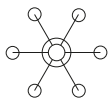
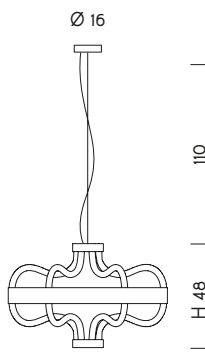


TOP
Topazio
Topaz



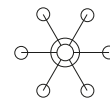
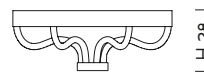
| Ø 50 |

3000
2 x MAX 17,5W LED
3000° K



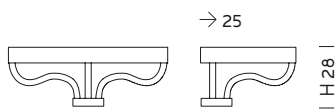
| Ø 50 |

3001
2 x MAX 17,5W LED
3000° K



| Ø 50 |

3002
1 x MAX 17,5W LED
3000° K



| Ø 50 |

3000/A
1 x MAX 10W LED
3000° K





_Street

– La maestria artigiana si manifesta nelle originali evoluzioni del vetro. Un gioco di curve e trasparenze, decori rigorosi e dettagli metallici definisce la particolarità di una collezione di forte valore decorativo che si adatta con carattere sia al gusto classico che a quello contemporaneo. La collezione è composta da sistemi lineari, lampadari a sospensione e parete proposti in svariati colori e dimensioni.

– The superior craftsmanship is expressed in the highly original glass loops and rings. A play of curves and transparencies, rigorous decorations and metal details provide character and decorative effects that make Street the perfect choice for both classic and contemporary tastes. The collection is composed of linear lighting systems, as well as hanging and wall versions in various colours and sizes.



SYLCOM

—Street
Suspension 2001/9 K DEN





—Street
Suspension 2000/6 K CR



—Street
Suspension 2001/6 D AS



—Street
Suspension 2001/9 NNS FU





Finitura Metallo / Metal Finishes



K
Cromo lucido
Polish chrome



D
Dorato lucido
Polish gold



NNS
Nickel nero spazzolato
Brushed black nickel

Finitura Vetro / Glass Finishes



AS
Ambra Sommerso
Submerged Amber



BL
Bianco Latte
Milk White



CR
Cristallo
Clear



DEN
Denim
Blue Denim



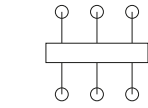
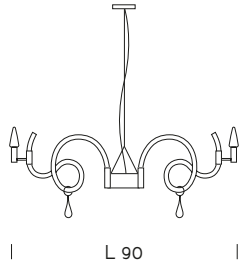
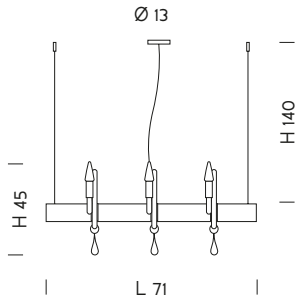
FU
Fumé
Smoked



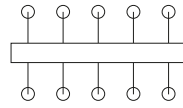
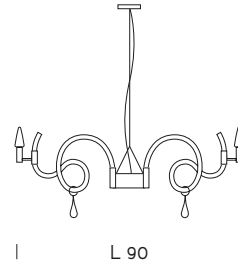
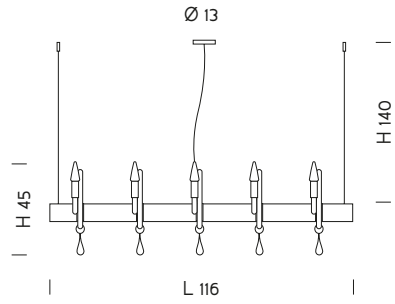
GRY
Grigio
Grey



OCE
Oceano
Ocean

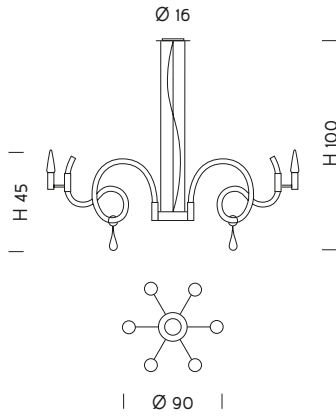


2000/6
6 x MAX 42W E14

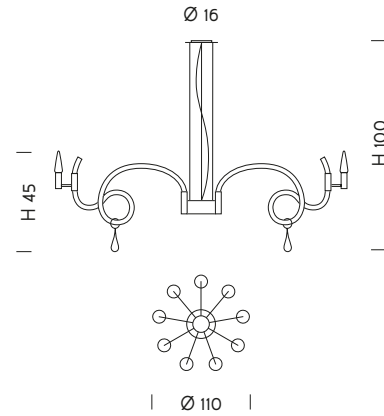


2000/10
10 x MAX 42W E14

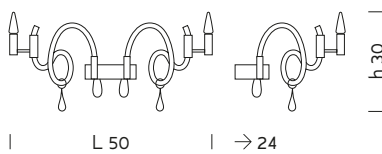
SYLCOM



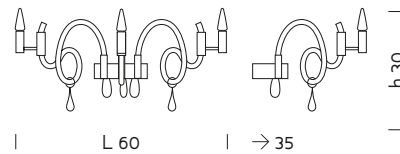
2001/6
6 x MAX 42W E14



2001/9
9 x MAX 42W E14



2002/2
2 x MAX 42W E14



2002/3
3 x MAX 42W E14



—Street
Suspension 2001/9 K FU



_Sahara

– I sottili rimandi formali alla tradizione estetica del passato caratterizzano le linee di una collezione al tempo stesso classica e moderna. Una pacata eleganza che alterna le trasparenze del vetro alle vibrazioni dei dettagli cromati. L'estremità dei bracci può essere impreziosita da inediti paralumi i cui riflessi metallici atualizzano il lampadario rendendolo perfetto per gli ambienti contemporanei.

– The subtle references to the creative tradition of the past characterize the lines of this collection which is both classic and current. A serene elegance alternates transparencies with eye-catching chrome-plated details. The branches can be fitted with unique lamp shades whose brilliant metal gives the chandelier a modern touch, making it ideal for contemporary interiors.




—Sahara
Suspension 2010/6 K BL.CR
+ TOP 2010 ARG



—Sahara
Wall lamp 2010/A2 K FU
+ TOP 2010 A. ARG



—Sahara
Suspension 2010/9 K FU
+ TOP 2010 ARG





—Sahara
Suspension 2010/9 K FU
+ TOP 2010 BIA





—Sahara
Wall lamp 2011/A2 K OCE

—Sahara
Suspension 2011/12 K OCE



—Sahara
Wall lamp 2011/A2 K DEN



SAHARA

—Sahara
Suspension 2011/6 K FU




—Sahara
Suspension 2011/12 K GRY





Finitura Metallo / Metal Finishes



K
Cromo lucido
Polish chrome

TOP 2010 / Finitura Paralume / Lampshade Finishes



BIA
Bianco
White



ARG
Argento
Silver

Finitura Vetro / Glass Finishes



DEN
Denim
Blue Denim



FU
Fumé
Smoked



BL
Bianco Latte
Milk White



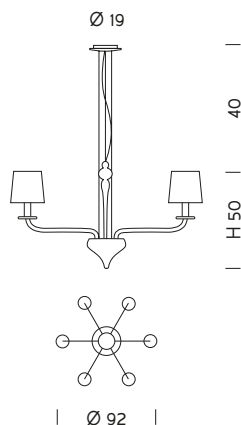
CR
Cristallo
Clear



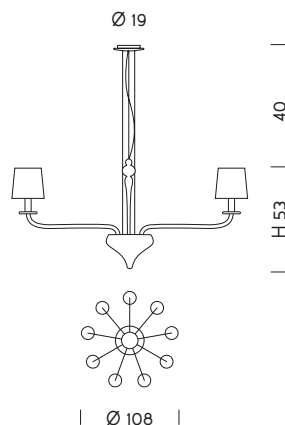
GRY
Grigio
Grey



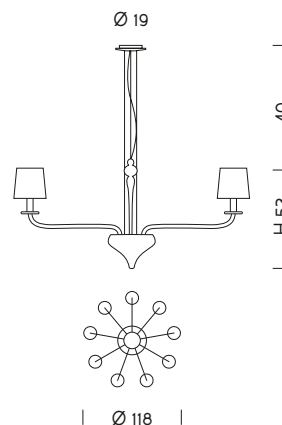
OCE
Oceano
Ocean



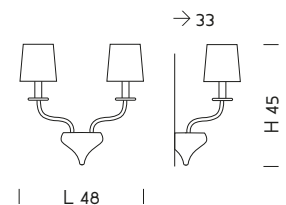
2010/6
6 x MAX 42W E14



2010/9
9 x MAX 42W E14



2010/12
12 x MAX 42W E14



2010/A2
2 x MAX 42W E14



Finitura Metallo / Metal Finishes



K
Cromo lucido
Polish chrome

Finitura Vetro / Glass Finishes



BL
Bianco Latte
Milk White



CR
Cristallo
Clear



DEN
Denim
Blue Denim



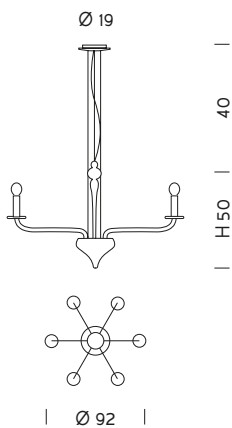
FU
Fumé
Smoked



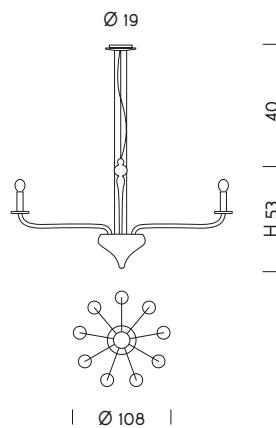
GRY
Grigio
Gray



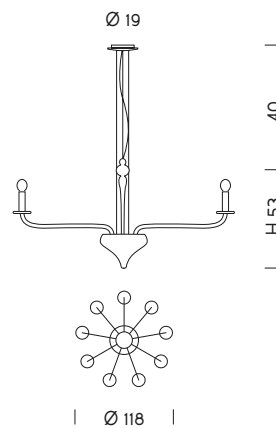
OCE
Oceano
Ocean



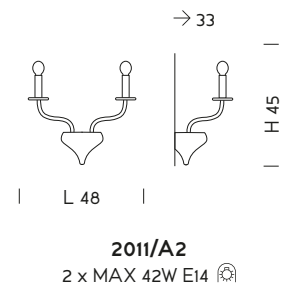
2011/6
6 x MAX 42W E14



2011/9
9 x MAX 42W E14



2011/12
12 x MAX 42W E14



2011/A2
2 x MAX 42W E14



_Can Can

— La presenza scenica del classici chandelier si adatta agli ambienti moderni trasformandosi in un design articolato ma essenziale, capace di donare carattere all'ambiente. I bracci in tubolare di vetro supportano i paralumi di tessuto e trasportano la luce nelle varie direzioni. La collezione è composta da sistemi lineari, lampadari a sospensione e parete proposti in svariati colori e dimensioni.

— A striking classic chandelier design whose essentiality is ideal for contemporary interiors, providing them with refined elegance and character. The tubular glass branches support the textile lampshades and convey the light in various directions. The collection is composed of linear lighting systems as well as hanging and wall versions coming in various colours and sizes.

—Can Can
Wall lamp 2122/A2 K BL.AV

—Can Can
Suspension 2120/9+3 K BL.AV









—Can Can
Suspension 2120/12+6 K AMT



—Can Can
Suspension 2121/10 K FU





—Can Can
Suspension 2120/6 K OCE



—Can Can
Suspension 2120/12 K DEN



—Can Can
Suspension 2120/9 K BL

Finitura Metallo / Metal Finishes



K

Cromo lucido
Polish chrome

Finitura Vetro / Glass Finishes



BL

Bianco Latte Cristallo
Milk White Clear




BL.AV

Bianco Latte - Avorio
Milk White Ivory



AMT

Ametista
Amethyst



CR

Cristallo
Clear



FU

Fumé
Smoked



GRY

Grigio
Grey



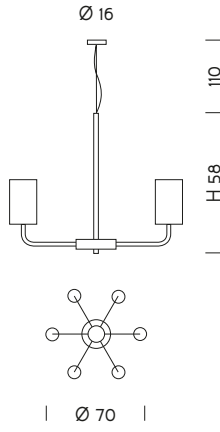
DEN

Denim
Blue Denim

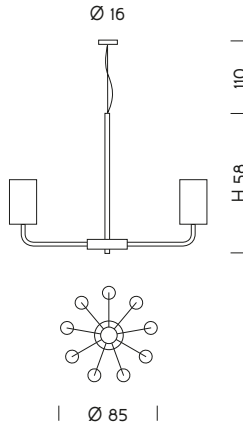


OCE

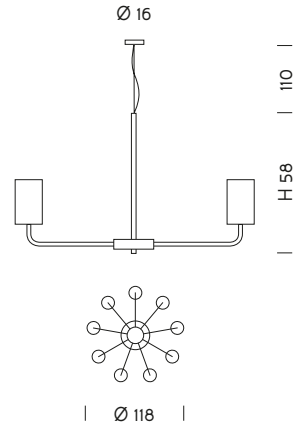
Oceano
Ocean



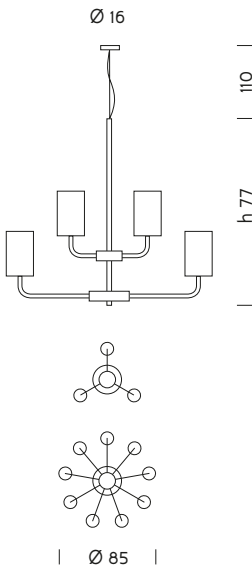
2120/6
6 x MAX 42W E14



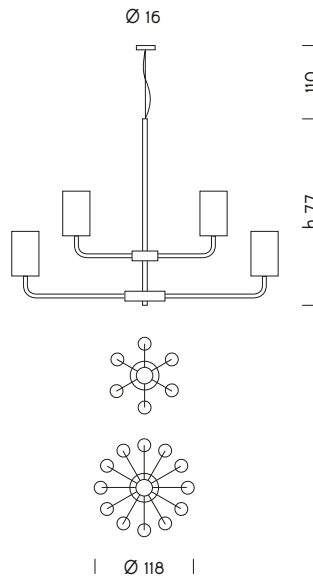
2120/9
9 x MAX 42W E14



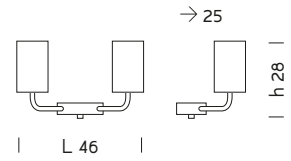
2120/12
12 x MAX 42W E14



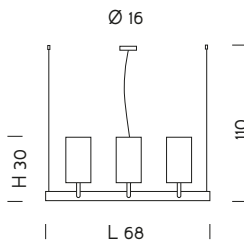
2120/9+3
12 x MAX 42W E14



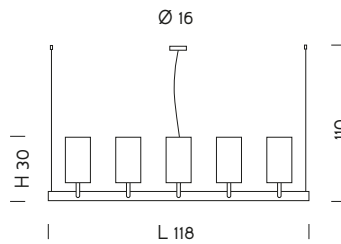
2120/12+6
18 x MAX 42W E14



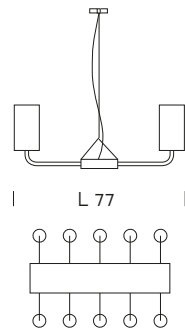
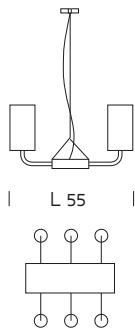
2122/A2
2 x MAX 42W E14



2121/6
6 x MAX 42W E14



2121/10
10 x MAX 42W E14





CAN CAN



_Phoenix

– Un design coinvolgente che si inserisce in tutti i tipi di ambiente con esuberanza delle forme e funzionalità. Come in un'esplosione di vetro opaco o trasparente, i bracci curvilinei si espandono dalla coppa in metallo rivestita di vetro per trasportare la luce in varie direzioni e illuminare il contesto con un meraviglioso effetto scenografico.

– An appealing, functional design with vibrant outlines suited for all types of interiors. The curved, opaque or clear-glass branches extend from glass-coated metal cups and project the light into various directions, creating an enchanting atmosphere in the room.







—Phoenix
Chandelier 2031/21 K DEN





—Phoenix
Chandelier 2030/15 K FU



—Phoenix
Chandelier 2030/21 K CR



—Phoenix
Wall lamp 2033/7 K FU




—Phoenix
Ceiling lamp 2032/14 K AS



—Phoenix
Chandelier 2030/15 K GRY

Finitura Metallo / Metal Finishes



K
Cromo lucido
Polish chrome

Finitura Vetro / Glass Finishes



AS
Ambra Sommerso
Submerged Amber



BL
Bianco Latte
Milk White



CR
Cristallo
Clear



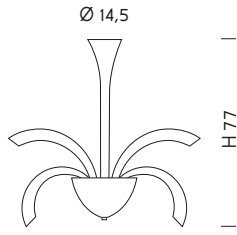
DEN
Denim
Blue Denim




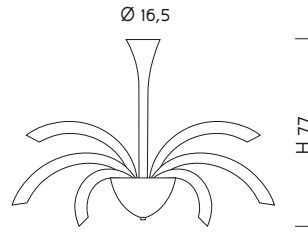
FU
Fumé
Smoked




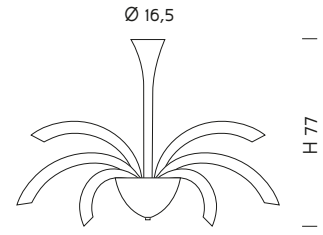
GRY
Grigio
Grey




2030/9
9 x MAX 25W G9 

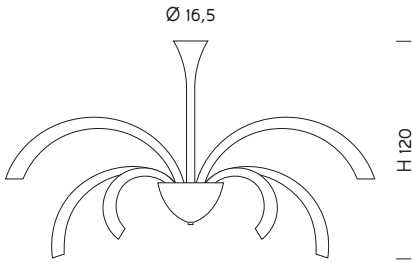



2030/15
15 x MAX 25W G9 

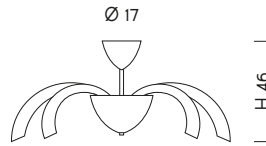



2030/21
21 x MAX 25W G9 

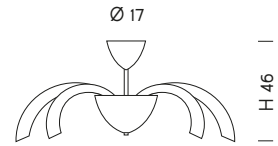
SYLCOM




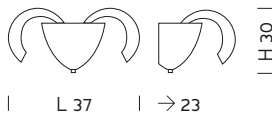
2031/21
21 x MAX 25W G9 




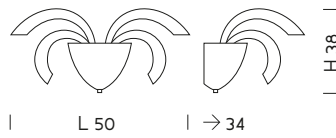
2032/10
10 x MAX 25W G9 




2032/14
14 x MAX 25W G9 



2033/3
3 x MAX 25W G9 



2033/7
7 x MAX 25W G9 





—Lulù

Composizione multipla con art. 0602 - 0603. Vedi pagina 342

Showing some of the many ways art. 0602 - 0603 can be arranged. See on page 342

_Lulù

— Il vetro fuso versato su un piano tende a espandersi dal centro alla periferia in cerchi concentrici. La sua corsa finisce quando incontra un elemento anulare che lo argina definendone la dimensione.

Lulù nasce dalla volontà di tradurre questo semplice gesto creativo e di sintetizzarlo in una lampada attraverso il recupero formale dell'anello. Esso infatti diventa l'elemento decorativo che illumina, in questo caso dalla periferia al centro, il vetro che lo contiene.

— Here, the molten glass poured over a surface extends from the centre to the edge in concentric circles. The glass stops flowing when it encounters a ring-shaped element that limits and defines its size.

Lulù results from the desire to translate this very simple creative procedure into a lighting element via a precise renewal of the ring. The ring in fact becomes the decorative item that lightens up the glass it holds, from the edge to the centre in this case.





-Lulù
Composizione multipla con art. 0600 - 0601.
Showing some of the many ways art. 0600 - 0601 can be arranged



Finitura Metallo / Metal Finishes

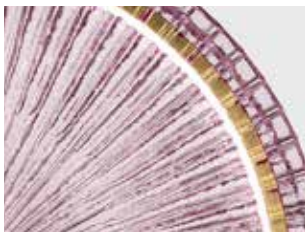


NNS
Nickel nero spazzolato
Brushed black nickel



OS
Oro spazzolato
Brushed gold

Finitura Vetro / Glass Finishes



AMT
Ametista
Amethyst



CR
Cristallo
Clear



DEN
Denim
Blue Denim



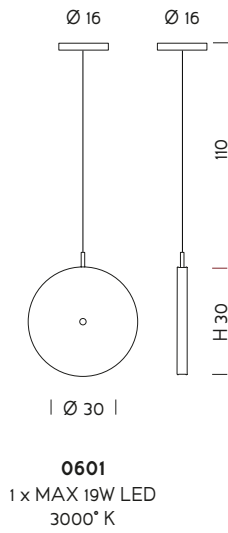
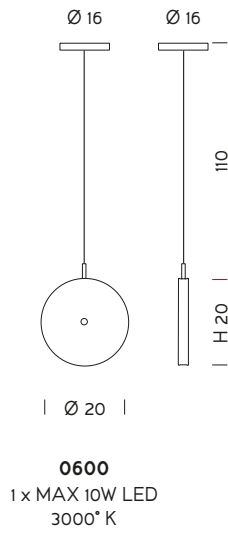
FU
Fumé
Smoked



OCE
Oceano
Ocean



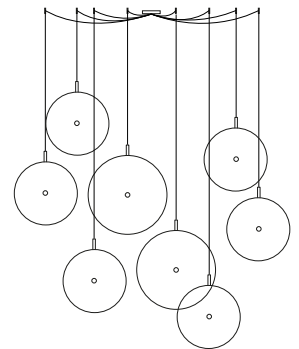
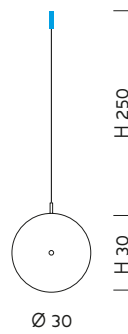
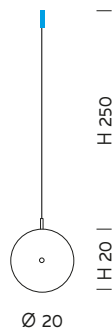
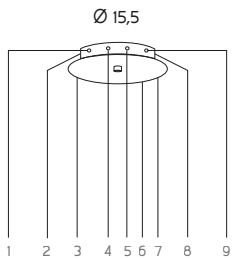
TOP
Topazio
Topaz



SYLCOM

Sistema per composizioni multiple/ Multiple arrangements

Fornito senza rosone / Supplied without ceiling rose



* KIT 0600 + 0602 + 0603 = KIT 0600 + (n°) 0602 + (n°) 0603

* Rosone in cromo per composizioni multiple: comunicare il nr. di uscite da inserire nel KIT (rosone). Massimo 9 uscite.
Chrome ceiling rose for multiple arrangements: please indicate the nr. of exits to be inserted in the KIT (ceiling rose). Carries maximum 9 exits.



LULÙ



—Bon Bon
Suspension 0502 NNS M (A7 C8)
+ TOP 0500 AVO

_Bon Bon

— **Bon Bon è una collezione di lampade che si ispira all'antica lavorazione Veneziana delle perle in vetro. Tradizione e gioco si mescolano riportandoci all'infanzia ad infilare dei "Bon Bon" e creando dei fantastici e coloratissimi gioielli di zucchero! In questo caso il risultato finale non è un gioiello, ma una fantastica ed incredibile lampada. Personalizza la tua lampada, selezionando la dimensione, le varie forme e i colori. Con Bon Bon le possibilità sono infinite.**

— **Bon Bon is a collection of lighting proposals inspired by the ancient Venetian art of crafting glass beads. Tradition is merged with a design that takes us back to the childhood game of stringing bonbons to create wonderfully coloured sweets that look like jewels. Here, the final result is not a jewel but a fabulous lighting fixture that can be endlessly customized by selecting sizes, colours and variety of shapes.**



—Bon Bon
Suspension 0502 NNS M (A5 C6)
+ TOP 0500 AVO

—Bon Bon
Suspension 0501 NNS M (A5 B4 C6)
+ TOP 0500 AVO

—Bon Bon
Suspension 0500 NNS M (A5 B4)
+ TOP 0500 AVO



—Bon Bon
Suspension 0501 OS BL (A2 B2 C2)
+ TOP 0500 BIA



—Bon Bon
Suspension 0500 NNS M (A6 B4)
+ TOP 0500 GRY



BON BON

—Bon Bon

Composizione multipla con art. 0503 - 0504 - 0505. Vedi pagina 352

Showing some of the many ways art. 0503 - 0504 - 0505. can be arranged. See on page 352



—Bon Bon
 Suspension 0502 NNS M (A5 C6)
 + TOP 0500 AVO

—Bon Bon
 Suspension 0501 NNS M (A5 B4 C6)
 + TOP 0500 AVO

—Bon Bon
 Suspension 0500 NNS M (A5 B4)
 + TOP 0500 AVO

Finitura Metallo / Metal Finishes



NNS
Nickel nero spazzolato
Brushed black nickel



OS
Oro spazzolato
Brushed gold

Componenti vetro / Glass components



A
Ufo



B
Sfera



C
Osso

Finitura Vetro / Glass Finishes



1
Ametista
Amethyst



2
Bianco Latte Cristallo
Milk White Clear



3
Cristallo
Clear



4
Denim
Blue Denim



5
Fumé
Smoked



6
Grigio
Grey



7
Oceano
Ocean



8
Topazio
Topaz

BON BON

Finitura Paralumi / Lampshade Finishes



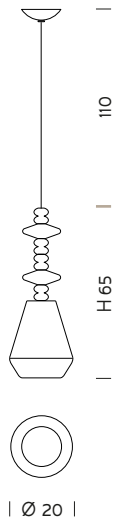
AVO
Avorio
Ivory



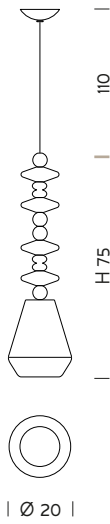
BIA
Bianco
White



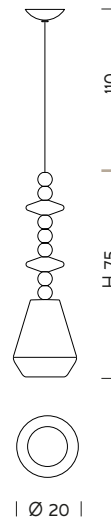
GRY
Grigio
Grey



0500
1 x MAX 42W E14



0501
1 x MAX 42W E14

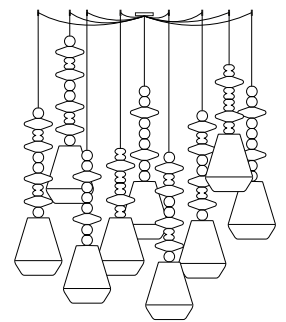
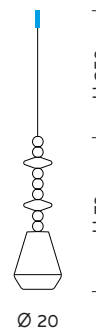
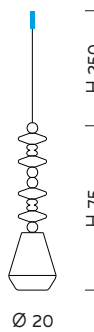
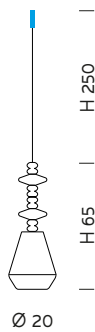
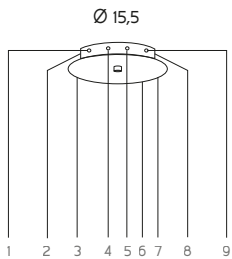


0502
1 x MAX 42W E14

SYLCOM

Sistema per composizioni multiple/ Multiple arrangements

Fornito senza rosone / Supplied without ceiling rose



* KIT 0500 + 0500 + 0501 + 0502 = KIT 0500 + (n°) 0500 + (n°) 0501 + (n°) 0502

1 x MAX 42W E14 1 x MAX 42W E14 1 x MAX 42W E14

* Rosone in cromo per composizioni multiple: comunicare il nr. di uscite da inserire nel KIT (rosone). Massimo 9 uscite.
 Chrome ceiling rose for multiple arrangements: please indicate the nr. of exits to be inserted in the KIT (ceiling rose). Carries maximum 9 exits.





—Igloo
Suspension 2065 K TOP

_Igloo

— Pensata per portare nei contesti attuali la storia della tradizione vetraia veneziana, questa collezione è composta da dischi e sfere in vetro soffiato le cui superfici finemente lavorate esprimono il loro valore attraverso la luce che gioca con superfici, finiture e colori. Con la sua eleganza Igloo regala un tocco di stile agli ambienti in cui si inserisce adattandosi alle esigenze progettuali sia nella versione singola che nell'installazione a gruppo.

— Igloo was designed to transmit the history of the Venetian glassmaking tradition into present-day interiors. The collection is composed of blown-glass discs and globes whose finely crafted surfaces express their value through plays of light on surfaces, finishes and colours. Igloo's elegance gives a touch of style to the rooms, superbly adapting to design needs whether installed individually or in groups.

—Igloo
Table lamp 2060 K BL
+ TOP 2060 BIA

—Igloo
Table lamp 2062 K BL
+ TOP 2062 BIA

—Igloo
Table lamp 2061 K BL
+ TOP 2061 BIA








—Igloo
Suspension 2065 K BL



—Igloo
Suspension 2065 D ORO



Finitura Metallo / Metal Finishes



K
Cromo lucido
Polish chrome



D
Dorato lucido
Polish gold

Finitura Vetro / Glass Finishes



BL
Bianco Latte Cristallo
Milk White Clear



CR
Cristallo
Clear



DEN
Denim
Blue Denim



FU
Fumé
Smoked



GRY
Grigio
Grey



ORO
Oro 24 Kt
24Kt Gold

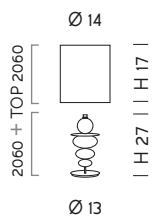


TOP
Topazio
Topaz

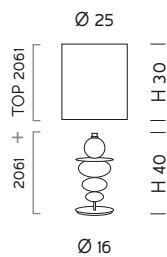
Finitura Paralumi / Lampshade Finishes



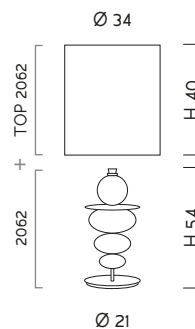
BIA
Bianco
White



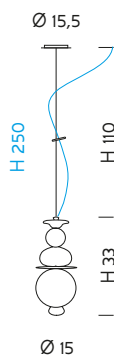
2060 + TOP 2060 = 
 1 x MAX 42W E14 




2061 + TOP 2061 = 
 1 x MAX 70W E27 



2062 + TOP 2062 = 
 1 x MAX 70W E27 

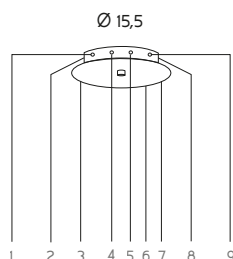


2065
 1 x MAX 42W E14 

SYLCOM

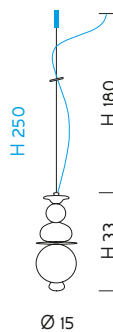
Sistema per composizioni multiple/ Multiple arrangements


Fornito senza rosone / Supplied without ceiling rose



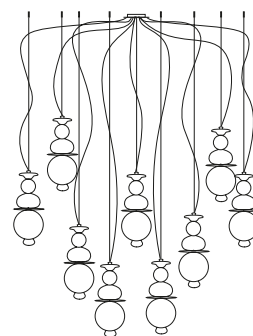
* KIT 2066

+



2066
 1 x MAX 42 W E14 

=



KIT 2066 + (n°) 2066

* Rosone in cromo per composizioni multiple: comunicare il nr. di uscite da inserire nel KIT (rosone). Massimo 9 uscite.
 Chrome ceiling rose for multiple arrangements: please indicate the nr. of exits to be inserted in the KIT (ceiling rose). Carries maximum 9 exits.



ICLOO



—Diva
Suspension 0220 K AMT

_Diva

— La composta eleganza di Diva evoca le linee sinuose delle sculture classiche che raffiguravano sensuali divinità femminili. Il vetro soffiato si mostra nella sua essenza più pura giocando con le trasparenze, i colori tenui e le scanalature. La lampada sembra disegnata dalla luce che percorre le superfici lisce e moltiplica i riflessi. Quasi impercettibile, la sorgente luminosa posta all'esternità inferiore, garantisce un'illuminazione diretta ideale sia nella versione singola che in composizione.

— The composed elegance of Diva evokes the sinuous lines of the classic sculptures representing sensual female deities. Blown glass is revealed in its purest essence via a play of transparencies, soft tones and grooves. The fixture appears designed by the light that flows along the smooth surfaces creating mirrored effects. Almost imperceptible, the light source housed in at the lower part ensures ideal direct lighting whether installed individually or in groups.

—Diva

Composizione multipla con art. 0221. Vedi pagina 370

Showing some of the many ways art. 0221. can be arranged. See on page 370





—Diva
Suspension 0221 K CR - 0221 K DEN

Finitura Metallo / Metal Finishes



K
Cromo lucido
Polish chrome

Finitura Vetro / Glass Finishes



AMT
Ametista
Amethyst



AS
Ambra Sommerso
Submerged Amber



BL
Bianco Latte Cristallo
Milk White Clear



BLAV
Bianco Latte Avorio
Milk White Ivory



CR
Cristallo
Clear



DEN
Denim
Blue Denim



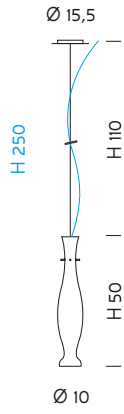
FU
Fumé
Smoked




GRY
Grigio
Grey



OCE
Oceano
Ocean

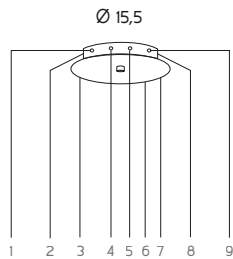


0220
1 x MAX 75W GU10 

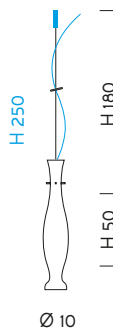
SYLCOM

Sistema per composizioni multiple/ Multiple arrangements

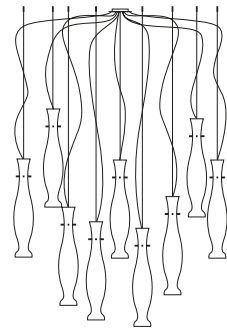
Fornito senza rosone / Supplied without ceiling rose



* KIT 0221



0221
1 x MAX 75W GU10



KIT 0221 + (n°) 0221

* Rosone in cromo per composizioni multiple: comunicare il nr. di uscite da inserire nel KIT (rosone). Massimo 9 uscite.
Chrome ceiling rose for multiple arrangements: please indicate the nr. of exits to be inserted in the KIT (ceiling rose). Carries maximum 9 exits.





—Aphros
Suspension 0280 NS CR - 0290 NS GRY

_Aphros

— La spuma di mare, *aphros* in greco antico, da cui nacque la dea Afrodite si materializza in piccole sculture di vetro ricche di atmosfera, colore e magia. Una collezione di lampade da sospensione, parete e soffitto realizzate in *vetro soffiato*. Una varietà di forme e colori che, grazie alla luce, si accendono mostrando la bellezza della materia e giocando con i contrasti della superficie liscia costellata di minuscole bolle. *Aphros* è proposta anche sotto forma di sistema per composizioni multiple per adattarsi alle più svariate interpretazioni progettuali.

— The sea foam – or *aphros* in ancient Greek – from which the goddess Aphrodite was born materializes in the form of small glass sculptures full of charm, colour and appeal. A delightful collection of blown-glass lighting fixtures proposed in hanging, wall and ceiling versions. The variety of shapes and colours attractively light up and reveal the beauty of the glass and play of contrasts on the smooth surface peppered with mini bubbles. *Aphros* is also proposed as a system for group compositions that can be adapted to the most wide-ranging design needs.



—Aphros
Wall lamp 0303 NS OCE



—Aphros

Composizione multipla con art. 0281 - 0291 - 0301. Vedi pagina 380

Showing some of the many ways art. 0281 - 0291 - 0301 can be arranged. See on page 380



—Aphros
Ceiling lamp 0302 NS CR - 0282 NS OCE - 0292 NS TOP



—Aphros
Suspension 0300 NS AMT



Finitura Metallo / Metal Finishes



NS
Nichel spazzolato
Brushed nickel

Finitura Vetro / Glass Finishes



AMT
Ametista
Amethyst



CR
Cristallo
Clear



DEN
Denim
Blue Denim



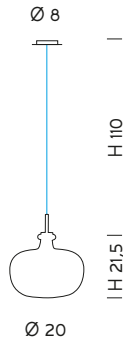
GRY
Grigio
Grey



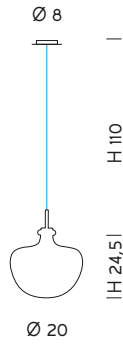
OCE
Oceano
Ocean



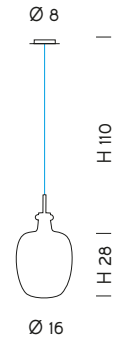
TOP
Topazio
Topaz




0280
1 x MAX 33W G9



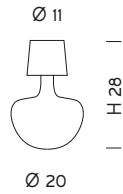
0290
1 x MAX 33W G9



0300
1 x MAX 33W G9



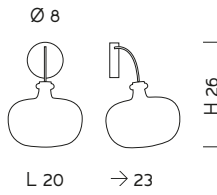
0282
1 x MAX 25W GU10



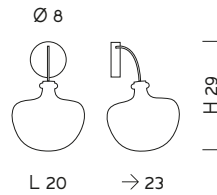
0292
1 x MAX 25W GU10



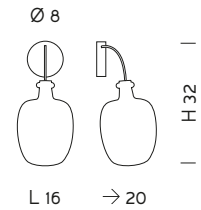
0302
1 x MAX 25W GU10



0283
1 x MAX 33W G9



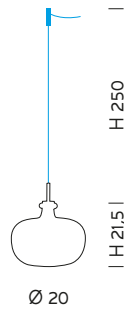
0293
1 x MAX 33W G9



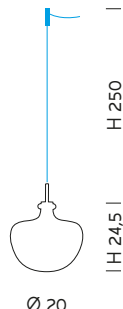
0303
1 x MAX 33W G9

Sistema per composizioni multiple/ Multiple arrangements

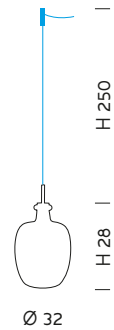
Fornito senza rosone / Supplied without ceiling rose




0281
1 x MAX 33W G9



0291
1 x MAX 33W G9



0301
1 x MAX 33W G9



*** KIT 0281** + **0281** + **0291** + **0301** = **KIT 0281 + (n°) 0281+ (n°) 0291+ (n°) 0301**

* Rosone in cromo per composizioni multiple: comunicare il nr. di uscite da inserire nel KIT (rosone). Massimo 9 uscite.
Chrome ceiling rose for multiple arrangements: please indicate the nr. of exits to be inserted in the KIT (ceiling rose). Carries maximum 9 exits.



APHROS



—Korinthos
Suspension 0030 K BL

_Korinthos

— Se le linee classicheggianti che evocano i fusti di antiche colonne donano eleganza alla collezione Korinthos, i volumi essenziali delle componenti in vetro le conferiscono un carattere di adattabilità ad ogni tipo di ambiente sia nella versione a sospensione che nelle varianti a parete. La sorgente luminosa nascosta al suo interno si espande sfumandosi nelle scanalature superficiali generando un effetto chiaroscurale capace di ravvivare con dinamismo vibrante la semplicità formale.

— Korinthos' elegant lines evoke the grace of ancient columns and the essentiality of its glass components make it highly adaptable to any type of interior, whether in pendant or wall versions. The source of light concealed inside flows along the grooves of the surface creating a lovely chiaroscuro effect that enhances the formal essentiality with vibrant dynamism.



—Korinthos
Suspension 0031 K FU



—Korinthos
Suspension 0041 K BLCR.GRY



—Korinthos
Ceiling lamp 0046 K BLCR.DEN

—Korinthos
Ceiling lamp 0046 BLCR.GRY - 0047 K BLCR.GRY





—Korinthos
Wall lamp 0038 K FU





—Korinthos
Wall lamp 0036 K CR

Finitura Metallo / Metal Finishes



K
Cromo lucido
Polish chrome

Finitura Vetro / Glass Finishes



BL
Bianco Latte Cristallo
Milk White Clear



CR
Cristallo
Clear




DEN
Denim
Blue Denim



FU
Fumé
Smoked



GRY
Grigio
Grey



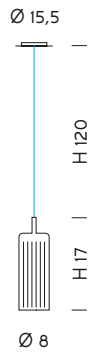
TOP
Topazio
Topaz



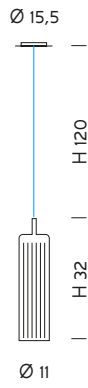
BLCR.DEN
Biancolatte-Cristallo Denim
Milky White Clear and Denim



BLCR.GRY
Biancolatte-Cristallo Grigio
Milky White Clear and Grey



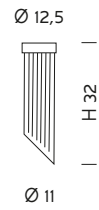
0030
1 x MAX 42W E14



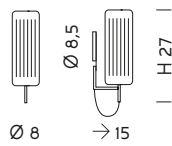
0031
1 x MAX 70W E27



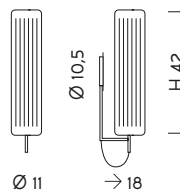
0046
1 x MAX 42W E14



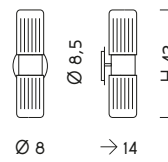
0047
1 x MAX 70W E27



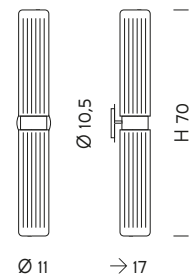
0036
1 x MAX 42W E14



0037
1 x MAX 70W E27



0038
2 x MAX 42W E14

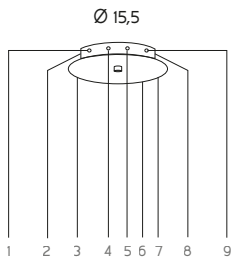


0039
2 x MAX 70W E27

SYLCOM

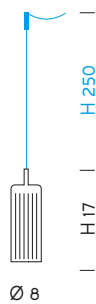
Sistema per composizioni multiple/ Multiple arrangements

Fornito senza rosone / Supplied without ceiling rose



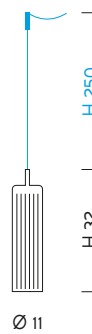
* KIT 0040

+




0040
1 x MAX 42W E14

+



0041
1 x MAX 70W E27

=



KIT 0040
+ (n°) 0040 + (n°) 0041

* Rosone in cromo per composizioni multiple: comunicare il nr. di uscite da inserire nel KIT (rosone). Massimo 9 uscite.
Chrome ceiling rose for multiple arrangements: please indicate the nr. of exits to be inserted in the KIT (ceiling rose). Carries maximum 9 exits.



—Korinthos
Wall lamp 0037 K BL



—Mask
Suspension 0122 K AMT

_Mask

– **L'essenziale forma cilindrica realizzata in vetro soffiato a stampo acquisisce valore e vitalità attraverso un susseguirsi di scanalature che interpretano la luce in un dinamico gioco di chiaroscuri. Una collezione caratterizzata dal senso di leggerezza donato dall'effetto ondulato delle superfici che si trasformano in un vero e proprio plissé luminoso quando la lampada è accesa. La collezione Mask comprende lampade da tavolo, parete, soffitto e sospensioni singole o componibili a piacere.**

– The essential cylindrical shape made of mold-blown glass acquires value and vitality via a sequence of grooves that create a vibrant play of chiaroscuro effects. Mask is characterized by the graceful wavy effect of the surfaces that turn into bright plissé when the light is switched on. The Mask lighting collection includes table, wall and ceiling fixtures as well as pendant versions that can be installed either individually or arranged as desired.



—Mask
Suspension 0123 K BL




MASK

—Mask
Wall lamp 0127 B BL



—Mask
Ceiling lamp 0131 K CR




MASK


—Mask
Ceiling lamp 0120 K AS



Finitura Metallo / Metal Finishes



*** B**
Bianco
White



K
Cromo lucido
Polish chrome

* Solo per art. 0120 - 0121 - 0126 - 0127 - 0128 - 0129 - 0131
Only for items 0120 - 0121 - 0126 - 0127 - 0128 - 0129 - 0131

Finitura Vetro / Glass Finishes



AMT
Ametista
Amethyst



AS
Ambra Sommerso
Submerged Amber



BL
Bianco Latte Cristallo
Milk White Clear



BLAV
Bianco Latte Avorio
Milk White Ivory



CR
Cristallo
Clear



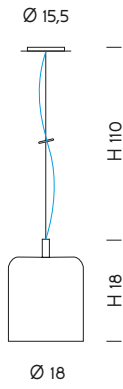
DEN
Denim
Blue Denim



FU
Fumé
Smoked

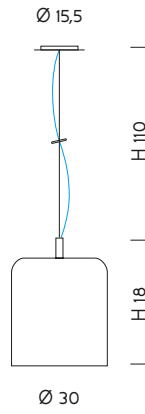


GRY
Grigio
Grey



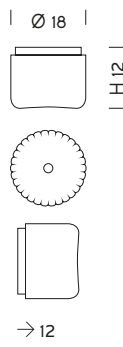
0122

1 x MAX 42W E14



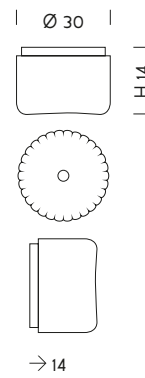
0123

1 x MAX 70W E27



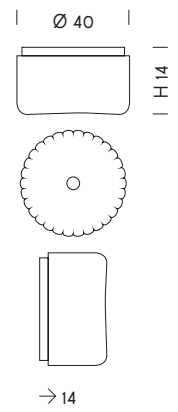
0120

2 x MAX 40W G9



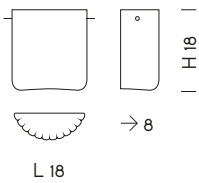
0131

3 x MAX 40W E14



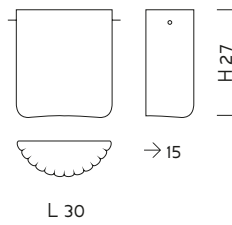
0121

4 x MAX 70W E27




0126

1 x MAX 40W G9



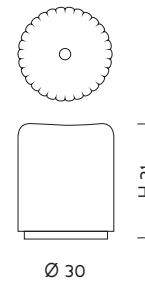
0127

2 x MAX 42W E14



0128

1 x MAX 42W E14



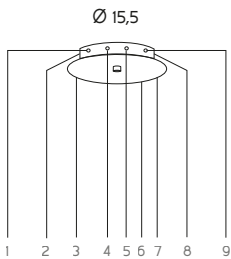
0129

1 x MAX 70W E27

SYLCOM

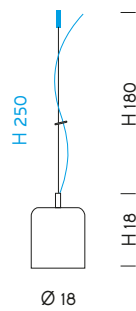
Sistema per composizioni multiple/ Multiple arrangements

Fornito senza rosone / Supplied without ceiling rose



*** KIT 0124**

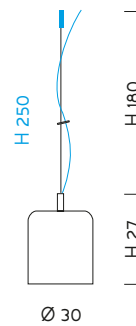
+



0124

1 x MAX 42 W E14

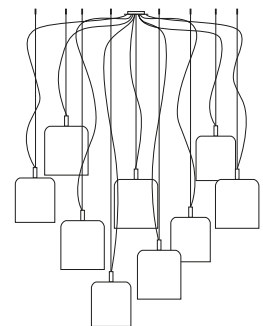
+



0125

1 x MAX 70W E27

=




KIT 0124 + (n°) 0124 + (n°) 0125

* Rosone in cromo per composizioni multiple: comunicare il nr. di uscite da inserire nel KIT (rosone). Massimo 9 uscite.
 Chrome ceiling rose for multiple arrangements: please indicate the nr. of exits to be inserted in the KIT (ceiling rose). Carries maximum 9 exits.



—Mask
Table lamp 0128 B AV - 0129 K FU

MASK



—Sphera
Suspension 0244 K AS - 0243 K DEN

_Sphera

— Una forma a campana di memoria vagamente naturalistica definita da una superficie scanalata che si definisce in molteplici riflessi per mezzo della luce. La collezione è composta da lampade a parete o sospensione. Proposta in tre differenti dimensioni, Sphera si adatta ad ogni tipo di ambiente nel ruolo di affascinante lampada d'accento o come parte di una composizione multipla dal forte impatto scenografico.

— Bell-shaped and vaguely inspired by nature, Sphera proposes a grooved surface that is highlighted by multiple reflections of light. The collection is composed of wall and hanging versions. Coming in three different sizes, Sphera is a fascinating lighting fixture that adapts to any type of interior either installed alone or group compositions.




—Sphera
Suspension 0242 K CR



—Sphera
Suspension 0242 K BL




Finitura Metallo / Metal Finishes



K

Cromo lucido
Polish chrome

Finitura Vetro / Glass Finishes



AMT

Ametista
Amethyst



AS

Ambra Sommerso
Submerged Amber



BL

Bianco Latte Cristallo
Milk White Clear



BLAV

Bianco Latte Avorio
Milk White Ivory



CR

Cristallo
Clear



DEN

Denim
Blue Denim



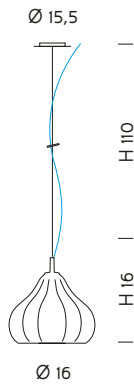
FU

Fumé
Smoked

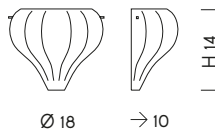


GRY

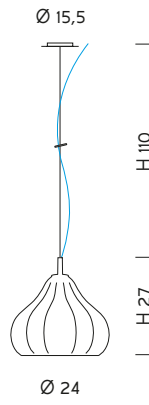
Grigio
Grey



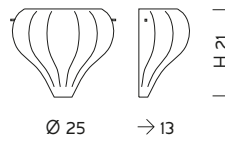
0240
1 x MAX 60W G9



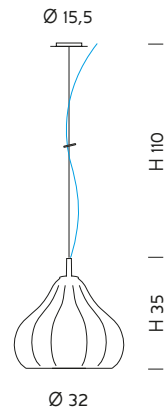
0246
1 x MAX 60W G9



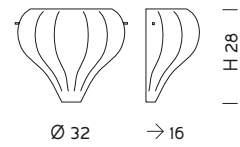
0241
1 x MAX 42W E14



0247
1 x MAX 42W E14



0242
1 x MAX 70W E27

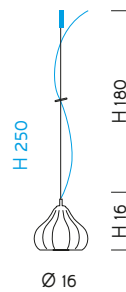
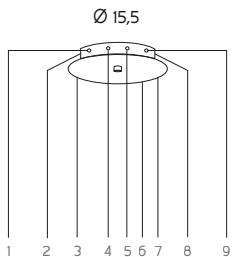


0248
2 x MAX 42W E14

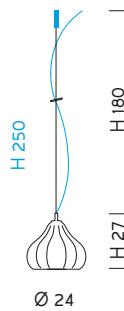
SYLCOM

Sistema per composizioni multiple/ Multiple arrangements

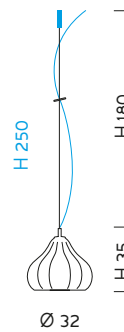
Fornito senza rosone / Supplied without ceiling rose



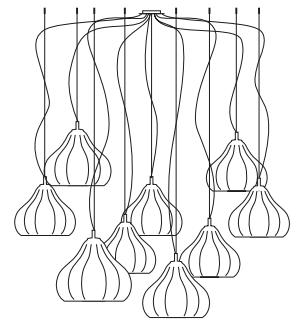
0243
1 x MAX 60W G9



0244
1 x MAX 42W E14



0245
1 x MAX 70W E27



*** KIT 0243** + **0243** + **0244** + **0245** = **KIT 0243 + (n°) 0243 + (n°) 0244 + (n°) 0245**

* Rosone in cromo per composizioni multiple: comunicare il nr. di uscite da inserire nel KIT (rosone). Massimo 9 uscite.
Chrome ceiling rose for multiple arrangements: please indicate the nr. of exits to be inserted in the KIT (ceiling rose). Carries maximum 9 exits.



—Sphera
Wall lamp 0248 K FU



—Sweet

Composizione multipla con art. 0142 - 0143. Vedi pagina 420.

Showing some of the many ways art. 0142 - 0143 can be arranged. See on page 420.

_Sweet

– Un senso di morbidezza ed eleganza caratterizza la collezione Sweet le cui curve, sapientemente realizzate attraverso la tecnica del vetro soffiato a stampo, combinano ispirazioni legate ai fondali marini o agli antichi stampi da pasticceria. Grazie al metodo dell'incamiciatura la densità del vetro bianco latte viene rivestita da una superficie trasparente di varie colorazioni che dona all'insieme un particolare effetto vibrante. La collezione comprende lampade da parete, sospensioni singole in due dimensioni e sistemi componibili a piacere che consentono una versatilità progettuale e numerosi combinazioni cromatiche.

– An effect of breezy elegance distinguishes the Sweet collection. The curvatures are expertly created with the mold-blown glass technique and are inspired by seabed fauna or the baking molds used in days gone by. Via the incamiciatura process the milk-white glass is coated with a clear layer in various tones, giving the entire surface a distinctive vibrant look. The collection includes wall lights and single pendant versions in two sizes as well as versatile modular systems and many colour combinations for customizing according to design needs.



—Sweet
Wall lamp 0145 K BL.AMT



—Sweet
Suspension 0140 K BLAV

—Sweet

Composizione multipla con art. **0142**. Vedi pagina 420.

Showing some of the many ways art. **0142** can be arranged. See on page 420.





—Sweet

Composizione multipla con art. 0142. Vedi pagina 420.

Showing some of the many ways art. 0142 can be arranged. See on page 420.

Finitura Metallo / Metal Finishes



K
Cromo lucido
Polish chrome

Finitura Vetro / Glass Finishes



BLAV
Bianco Latte Avorio
Milky White Ivory



BL.AMT
Bianco Latte Ametista
Milky White Amethyst



BL
Bianco Latte Cristallo
Milk White Clear



CR
Cristallo
Clear



DEN
Denim
Blue Denim



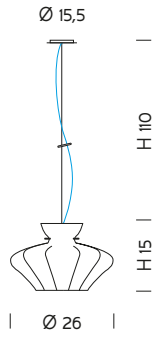
FU
Fumé
Smoked



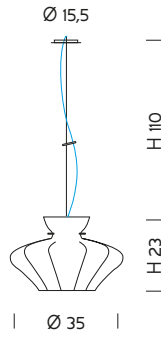
GRY
Grigio
Grey



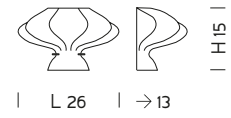
OCE
Oceano
Ocean



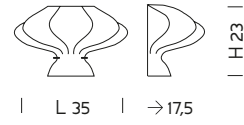
0140
1 x MAX 42W E14



0141
1 x MAX 70W E27



0144
2 x MAX 40W G9

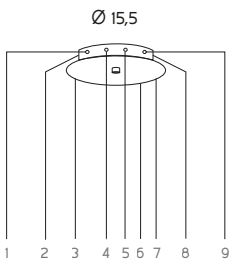


0145
2 x MAX 42W E14

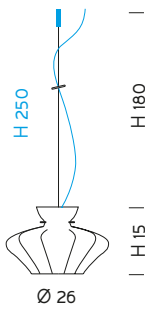
SYLCOM

Sistema per composizioni multiple/ Multiple arrangements

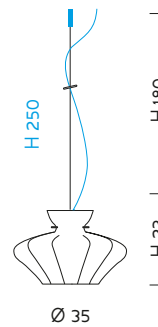
Fornito senza rosone / Supplied without ceiling rose



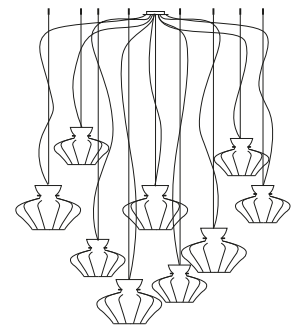
* KIT 0262



0142
1 x MAX 42 W E14



0143
1 x MAX 70W E27



= **KIT 0142**
+ (n') 0142 + (n') 0143

* Rosone in cromo per composizioni multiple: comunicare il nr. di uscite da inserire nel KIT (rosone). Massimo 9 uscite.
Chrome ceiling rose for multiple arrangements: please indicate the nr. of exits to be inserted in the KIT (ceiling rose). Carries maximum 9 exits.





—Casa Blanca

Composizione multipla con art. 0262 / 0263. Vedi pagina 428.

Showing some of the many ways art. 0262 / 0263. can be arranged. See on page 428.

_Casa Blanca

— Si ispira agli storici legami di Venezia con l'Oriente questa collezione dal forte carattere evocativo. Un armonioso accostamento tra geometrie solide e grafismi esotici. La gamma è costituita da lampade da sospensione, soffitto o parete che dialogano con gli ambienti circostanti per mezzo dei riflessi luminosi vagamente onirici. Le versioni realizzate con finitura bianco latte o topazio adattano il prodotto a un gusto contemporaneo e ricercato.

— This highly evocative collection is inspired by the historical relations that Venice had with the Orient. A harmonious combination of appealing shapes and glamorous patterns. The range is composed of hanging, ceiling or wall versions that dialogue with the interiors via dreamlike reflections of light. The versions created with milky white or topaz finishes make the product the perfect thing for refined, contemporary tastes.



—Casa Blanca
Suspension 0261 K CR




—Casa Blanca
Wall lamp 0266 K BL



—Casa Blanca
Ceiling lamp 0266 K TOP - 0265 K TOP - 0265 K OCE - 0265 K FU

Finitura Metallo / Metal Finishes



K
Cromo lucido
Polish chrome

Finitura Vetro / Glass Finishes



AMT
Ametista
Amethyst



BL
Bianco Latte Cristallo
Milk White Clear



CR
Cristallo
Clear



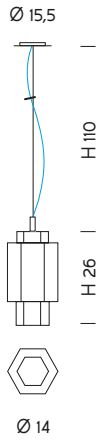
FU
Fumé
Smoked



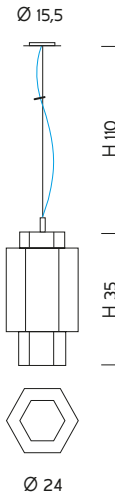
OCE
Oceano
Ocean



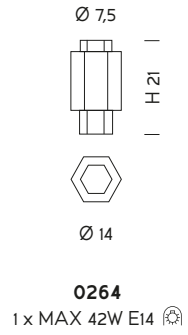
TOP
Topazio
Topaz



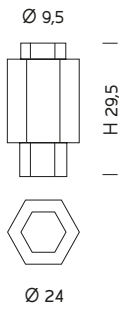
0260
1 x MAX 42W E14



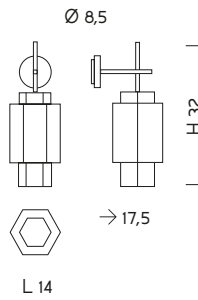
0261
1 x MAX 70W E27



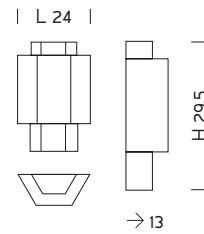
0264
1 x MAX 42W E14



0265
1 x MAX 70W E27



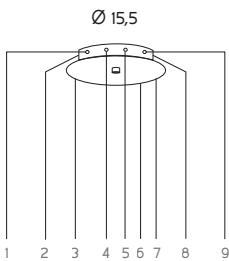
0266
1 x MAX 42W E14



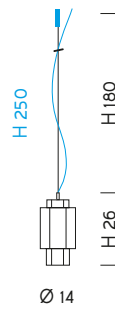
0267
2 x MAX 42W E14

Sistema per composizioni multiple/ Multiple arrangements

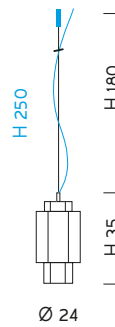
Fornito senza rosone / Supplied without ceiling rose



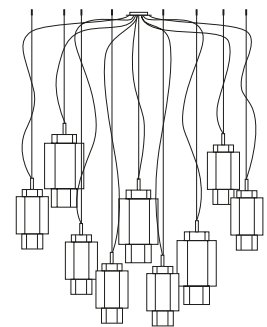
* KIT 0262



0262
1 x MAX 42 W E14



0263
1 x MAX 70W E27



KIT 0262
+ (n°) 0262 + (n°) 0263

* Rosone in cromo per composizioni multiple: comunicare il nr. di uscite da inserire nel KIT (rosone). Massimo 9 uscite.
Chrome ceiling rose for multiple arrangements: please indicate the nr. of exits to be inserted in the KIT (ceiling rose). Carries maximum 9 exits.



—Casa Blanca
Wall lamp 0267 K FU

CASA BLANCA



—Chaotic

Composizione multipla con art. 0192. Vedi pagina 438.

Showing some of the many ways art. 0192. can be arranged. See on page 438.

_Chaotic

– Il vetro si trasforma in una scultura dal forte impatto tridimensionale. Un caleidoscopio di superfici triangolari che diffondono la luce secondo un ritmo dinamico e un'estetica insolita. La sorgente luminosa si diffonde dal centro rivelandosi sotto forma di campiture opache che si alternano a poetiche sfumature cromatiche. La gamma Chaotic si compone di lampade da tavolo, sospensione e parete.

– The glass turns into a sculpture with a powerful three-dimensional effect. A kaleidoscope of triangular surfaces diffuses the light beautifully in dynamic sequence. The source of light radiates from the centre, revealing opaque segments alternated with graceful chromatic hues. The Chaotic lighting range consists of table, hanging and wall versions.



—Chaotic
Table lamp 0199 K FU
+ TOP 0199 AV



—Chaotic
Suspension 0191 K FU



—Chaotic
Floor lamp 0195 K CR



—Chaotic
Wall lamp 0194 K BL



Finitura Metallo / Metal Finishes



K
Cromo lucido
Polish chrome

Finitura Vetro / Glass Finishes



AMT
Ametista
Amethyst



BL
Bianco Latte Cristallo
Milk White Clear



CR
Cristallo
Clear



DEN
Denim
Blue Denim



FU
Fumé
Smoked



GRY
Grigio
Grey



OCE
Oceano
Ocean



TOP
Topazio
Topaz

Finitura Paralumi / Lampshade Finishes



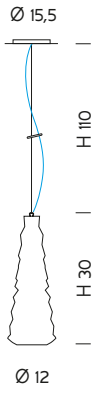
AV
Avorio
Ivory



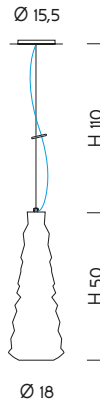
GR
Gravel
Gravel



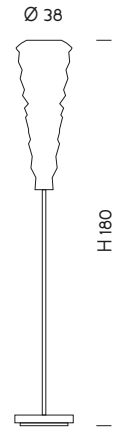
WE
Wengé
Wengé



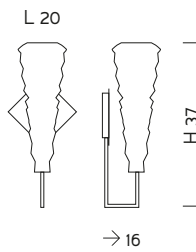
0190
1 x MAX 42W E14



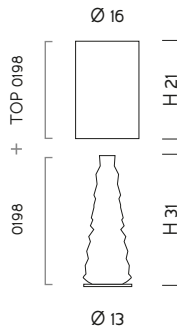
0191
1 x MAX 70W E27



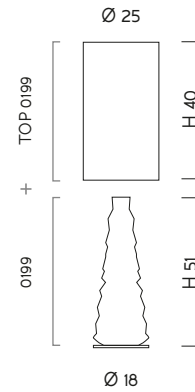
0195
1 x MAX 70W E27



0194
1 x MAX 42W E14



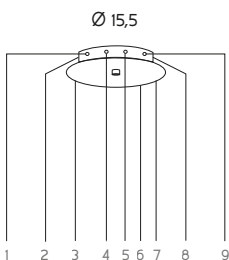
0198 + TOP 0198 =
1 x MAX 42W E14



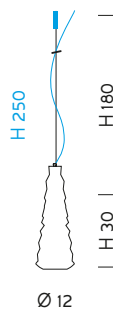
0199 + TOP 0199 =
1 x MAX 70W E27

Sistema per composizioni multiple/ Multiple arrangements

Fornito senza rosone / Supplied without ceiling rose

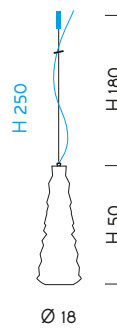


*** KIT 0192** +



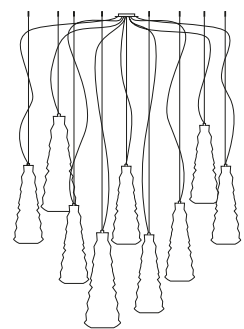
0192
1 x MAX 42 W E14

+



0193
1 x MAX 70W E27

=



KIT 0192
+ (n°) 0192 + (n°) 0193

* Rosone in cromo per composizioni multiple: comunicare il nr. di uscite da inserire nel KIT (rosone). Massimo 9 uscite.
Chrome ceiling rose for multiple arrangements: please indicate the nr. of exits to be inserted in the KIT (ceiling rose). Carries maximum 9 exits.



CHAOTIC



—Emispha
Suspension 0201 K DEN

_Emisphaera

– **Caratterizzata dalle molteplici sfaccettature della superficie, Emisphaera si caratterizza per un design contemporaneo che reinterpreta i volumi essenziali delle sfere ellittiche. Essenzialità e carattere contraddistinguono una collezione di lampade a sospensione, da tavolo, terra e parete proposte in numerose varianti colore. La presenza di Igloo riempie di riflessi geometrici gli ambienti in cui viene inserita, risultando un complemento versatile sia nella versione singola che nell'installazione a gruppo.**

– **Characterized by the multiple facets of the surface, Emisphaera offers a contemporary design that reinterprets the essential features of elliptical globes. Essential style and appeal characterize this collection that includes hanging, table, floor, and wall lighting fixtures proposed in a wide choice of colour variants. Igloo floods the room with geometric radiance, making it a highly versatile décor element whether installed individually or in groups.**



—Emispha
Ceiling lamp 0205 K FU



—Emispha

Composizione multipla con art. 0202 - 0203. Vedi pagina 448.

Showing some of the many ways art. 0202 - 0203. can be arranged. See on page 448.



—Emispha

Composizione multipla con art. 0203. Vedi pagina 448.

Showing some of the many ways art. 0203. can be arranged. See on page 448



EMISPHERA

—Emispha
Wall lamp 0206 K BL



—Emispha
Table lamp 0212 K BL + TOP 0212 WE

—Emispha
Table lamp 0212 K TOP + TOP 0211 GR

Finitura Metallo / Metal Finishes



K
Cromo lucido
Polish chrome

Finitura Vetro / Glass Finishes



AMT
Ametista
Amethyst



BL
Bianco Latte Cristallo
Milk White Clear



CR
Cristallo
Clear



DEN
Denim
Blue Denim



FU
Fumé
Smoked



GRY
Grigio
Grey



OCE
Oceano
Ocean



TOP
Topazio
Topaz

Finitura Paralumi / Lampshade Finishes



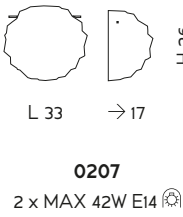
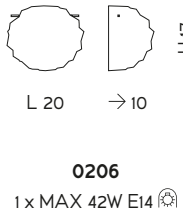
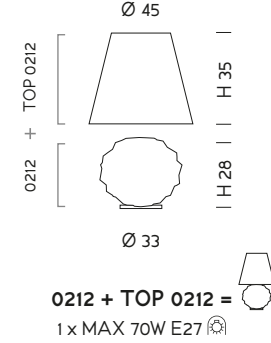
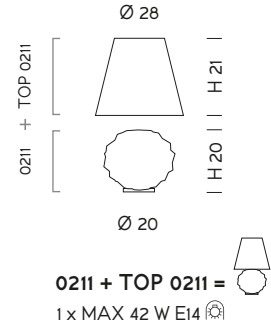
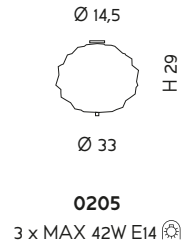
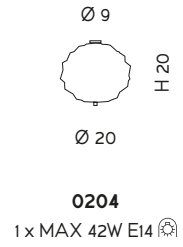
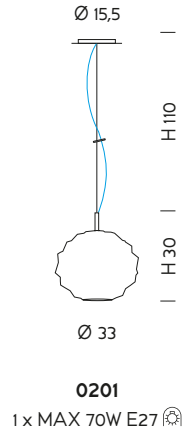
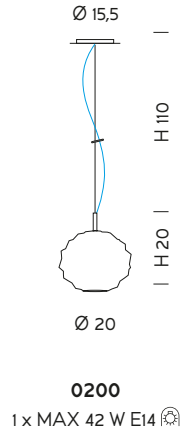
AV
Avorio
Ivory



GR
Gravel
Gravel

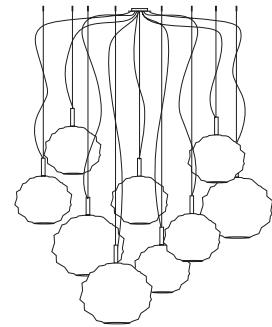
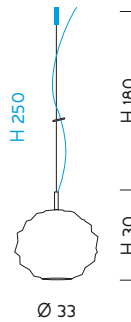
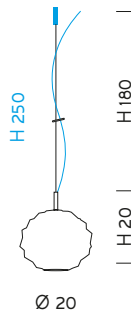
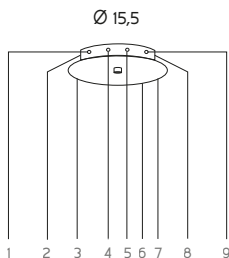


WE
Wengé
Wengé



Sistema per composizioni multiple/ Multiple arrangements

Fornito senza rosone / Supplied without ceiling rose



*** KIT 0202** + **O202** + **O203** = **KIT 0202 + (n°) O202 + (n°) O203**

* Rosone in cromo per composizioni multiple: comunicare il nr. di uscite da inserire nel KIT (rosone). Massimo 9 uscite.
 Chrome ceiling rose for multiple arrangements: please indicate the nr. of exits to be inserted in the KIT (ceiling rose). Carries maximum 9 exits.





_Bitta

– Un design contemporaneo che trasforma l'essenzialità delle sfere ellittiche in vetro soffiato, in una collezione di appliques dal forte impatto estetico e dal valore poetico. Come le bitte utilizzate nei porti per ormeggiare le barche, gli elementi di questa collezione vengono disposti a piacere assecondando i gusti e le esigenze progettuali. Grazie alla luce nascosta all'interno, la texture a losanghe della superficie si riflette a raggiera creando magici bagliori. Nel caso di composizioni l'effetto si moltiplica in una costellazione luminosa che invade le pareti.

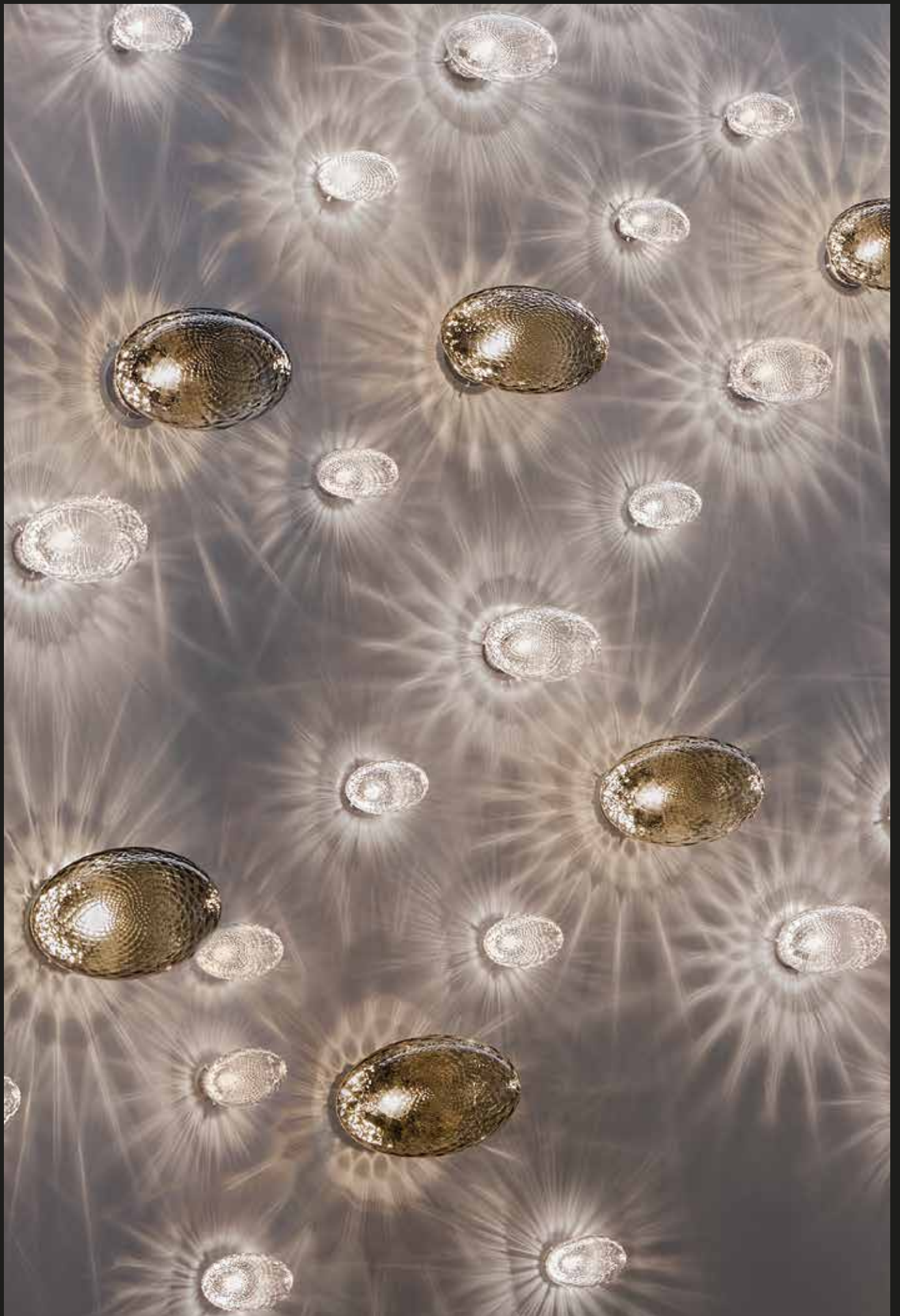
– A contemporary design that transforms the essentiality of elliptical blown glass globes into a collection of wall lamps with a highly aesthetic effect. Like bollard poles used in ports to moor the boats, the elements of this collection are arranged at will according to taste and design needs. The diamond-patterned texture of the surface is radially reflected from the light concealed inside, creating dreamlike flashes. With group installations the effect is multiplied in a glowing constellation that cloaks the walls.




—Aphros
Wall lamp 0011 K OCE



—Aphros
Wall lamp 0014 K TOP



Finitura Metallo / Metal Finishes



K

Cromo lucido
Polish chrome

Finitura Vetro / Glass Finishes




BL

Bianco Latte Cristallo
Milk White Clear



CR

Cristallo
Clear



DEN

Denim
Blue Denim



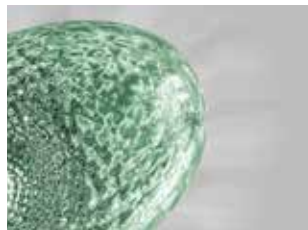
FU

Fumé
Smoked



GRY

Grigio
Grey



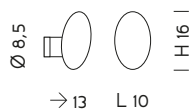
OCE

Oceano
Ocean

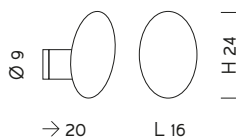


TOP

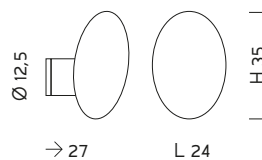
Topazio
Topaz



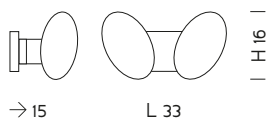
0010
1 x MAX 25W G9



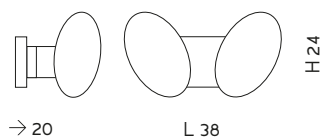
0011
1 x MAX 42W E14



0012
1 x MAX 70W E27



0013
2 x MAX 25W G9



0014
2 x MAX 42W E14





—Tiepolo
Suspension 1443/30 INOX DEN

_Tiepolo

– La reinterpretazione delle gabbie veneziane in una collezione di sospensioni in cui il vetro viene soffiato all'interno di una struttura metallica che ne caratterizza le forme. Vetro e metallo si uniscono in un unico corpo in cui i contrasti materici e volumetrici costituiscono un classico eterno dalla presenza scenica evocativa.

La collezione Tiepolo è completata da una versione outdoor certificata con grado di protezione IP44.

– This collection reinterprets old Venetian cages and offers hanging versions where the glass is blown within a metal frame that characterizes the shapes. Glass and metal come together in a contrast of solid matter and transparencies offering a timeless classic with a charming old-world appeal.

The Tiepolo collection includes a certified outdoor version with IP44 protection level.





—Tiepolo
Suspension 1435 INOX CR

SYLCOM



—Tiepolo
Wall lamp 1437 INOX AMT



—Tiepolo
Suspension lamp 1443/30 INOX FU



—Tiepolo
Wall lamp 1443/A INOX AS

Finitura Metallo / Metal Finishes

Acciaio Inox grezzo
Rough steel

Finitura Vetro / Glass Finishes



AMT
Ametista
Amethyst



AS
Ambra Sommerso
Submerged Amber



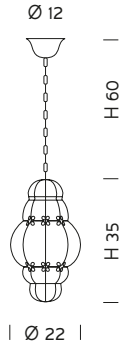
CR
Cristallo
Clear



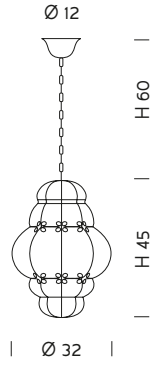
DEN
Denim
Blue Denim



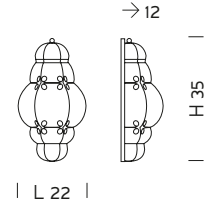
FU
Fumé
Smoked



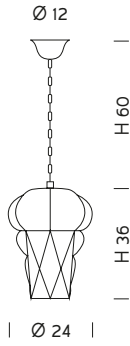
1435
1 x MAX 70W E27



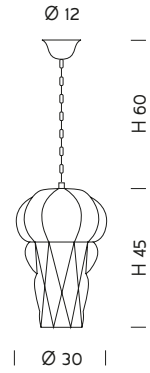
1436
1 x MAX 70W E27



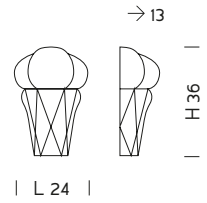
1437
1 x MAX 42W E14



1443/24
1 x MAX 70W E27



1443/30
1 x MAX 70W E27



1443/A
1 x MAX 42W E14



—Tiepolo
Suspension 1436 INOX CR

TIEPOLO



—Mocenigo
Suspension 400/21 K CR

_Mocenigo

— Una composizione di voluttuosi nastri di vetro e trame fantasiose che donano dinamismo a una collezione capace di caratterizzare gli ambienti con un senso di serena leggerezza. Il motivo a losanghe delle superfici è ottenuto imprimendo il pattern sul vetro a caldo. La luce percorre le linee curve, si moltiplica nella trama geometrica e si specchia nei dettagli metallici della struttura creando uno scenografico gioco di riflessioni.

— Mocenigo proposes a gorgeous composition of curved, textured glass ribbons and was designed to create an appealing atmosphere in any room. The diamond effect is achieved by impressing the pattern on the glass while hot (*'à caldo'* technique). The light flows along the lines of the patterned surface, highlighting the metal details of the frame and creating a gorgeous play of shimmering light.



—Mocenigo
Ceiling lamp 401/15 K AMB

—Mocenigo
Wall lamp 402/A1 K AMB



—Mocenigo
Suspension 400/9 K DEN



—Mocenigo
Suspension 400/21 K FU



—Mocenigo
Suspension 400/12 NN FU



Finitura Metallo / Metal Finishes



K
Cromo lucido
Polish chrome



D
Dorato lucido
Polish gold



NN
Nickel nero
Black nickel

Finitura Vetro / Glass Finishes



AMB
Ambra
Amber



AMT
Ametista
Amethyst




CR
Cristall
Clear




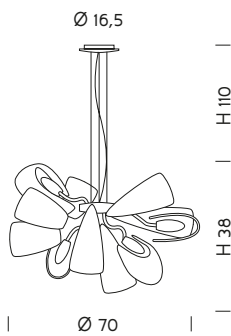
DEN
Denim
Blue Denim




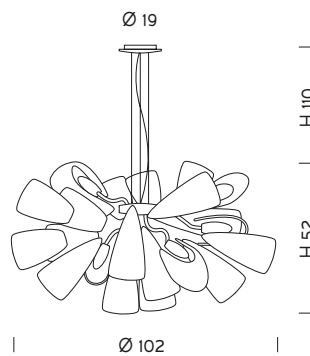
FU
Fumé
Smoked




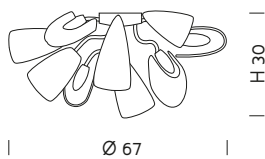
400/9
9 x MAX 40W G9 




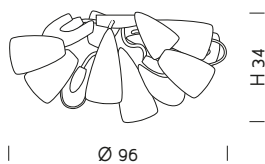
400/12
12 x MAX 40W G9 




400/21
21 x MAX 40W G9 

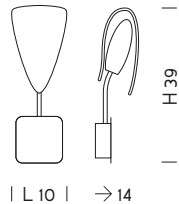



401/9
9 x MAX 40W G9 

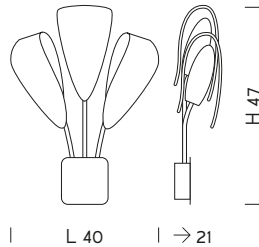



401/15
15 x MAX 40W G9 

SYLCOM




402/A1
1 x MAX 40W G9 



402/A3
3 x MAX 40W G9 





—Manin
Ceiling lamp 420/82 AMT

_Manin


– Una collezione proposta sia nei formati standard che nelle grandi dimensioni per adattarsi tanto agli ambienti domestici quanto agli ampi spazi di rappresentanza. Manin incanta per la forza espressiva dei suoi spicchi arcuati ottenuti per mezzo della lavorazione a piastra. La texture geometrica impressa sul vetro a caldo è impreziosita da prismi pendenti che enfatizzano i giochi di rifrazione della luce.

– The collection is proposed in both standard and large sizes in order to make it perfectly suited for the home as well as for large reception rooms. Manin is an enchanting proposal whose expressive power is given by its curved segments achieved with the piastra technique. The geometric pattern impressed on the glass while hot (a caldo technique) is enhanced by the pendant prisms that emphasize the plays of refracting light.



—Manin
Wall lamp 420/62 CR





—Manin
Ceiling lamp 420/192 CR



—Manin
Ceiling 420/140 AMB



—Manin
Wall lamp 421/A2 AMB

Finitura Metallo / Metal Finishes



B
Bianco
White

Finitura Vetro / Glass Finishes



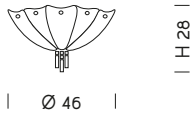
AMB
Ambra
Amber




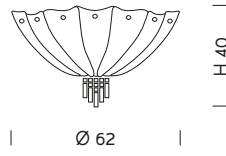
AMT
Ametista
Amethyst





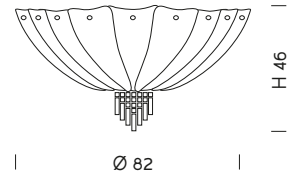
CR
Cristallo
Clear





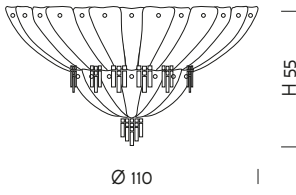
420/46
3 x MAX 70W E27 





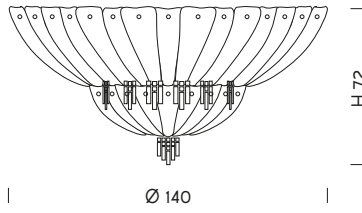
420/62
4 x MAX 70W E27  +
1 x MAX 50W GU10 





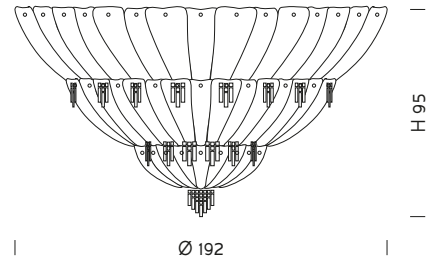
420/82
6 x MAX 70W E27  +
1 x MAX 50W GU10 





420/110
12 x MAX 70W E27  +
1 x MAX 42W E14 

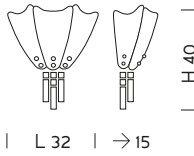



420/140
20 x MAX 70W E27  +
1 x MAX 42W E14 

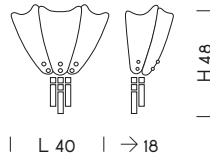



420/192
40 x MAX 70W E27  +
1 x MAX 42W E14 

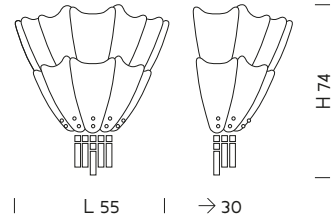
SYLCOM




421/A1
1 x MAX 42W E14 



421/A2
2 x MAX 42W E14 



421/A5
5 x MAX 70W E27 



MANIN



—Gabbiano
Ceiling lamp 490/108 K FU

_Gabbiano

— Segni istintivi disegnati nel cielo si cristallizzano in delicati nastri di vetro che convergono in un fulcro luminoso. Il vetro lavorato in piastra assume connotati poetici, le superfici sono decorate da un elegante motivo a losanghe che la luce trasmuta in molteplici bagliori. Il risultato è una collezione di lampade distinguibile per la dinamica eleganza che si abbina agli spazi contemporanei o dona carattere agli ambienti classici.


— Faint contours outlined in the sky take the form of delicate glass ribbons that converge into a resplendent fulcrum. The glass created via the plate technique conveys romantic emotions, proposing refined diamond-patterned surfaces that the light diffuses with glowing brilliance. The result is a collection of lighting fixtures whose unique dynamic elegance perfectly suits contemporary furnishing designs and provides character to classic-style interiors.



—Gabbiano
Wall lamp 492/A2 K CR



—Gabbiano
Ceiling lamp 490/108 K DEN



Finitura Metallo / Metal Finishes



K
Cromo lucido
Polish chrome

Finitura Vetro / Glass Finishes



AMB
Ambra
Amber



CR
Cristallo
Clear


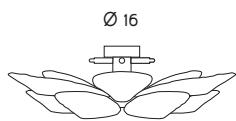


DEN
Denim
Blue Denim


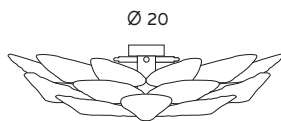


FU
Fumé
Smoked

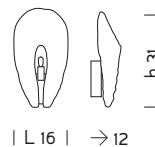
GABBIANO



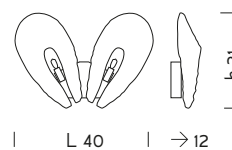
490/76
12 x MAX 40W G9



490/108
20 x MAX 40W G9



492/A1
1 x MAX 40W G9



492/A2
2 x MAX 40W G9



—Tribuno
Ceiling lamp 470/56 AMB

_Tribuno

— Ispirato ai capitelli e alle colonne dell'antichità classica, la collezione Tribuno propone lampade da parete e soffitto di vari formati che raggiungono proporzioni importanti per adattarsi con eleganza ad ogni tipo di ambiente. Le geometrie composte si articolano in livelli sovrapposti rivestiti di foglie avviluppate per mezzo della lavorazione a caldo. La caratteristica texture è composta da un motivo fitomorfo impresso a rilievo sulla superficie del vetro.

— Inspired by the capitals and columns of classical styles, the Tribuno collection offers wall and ceiling lighting fixtures in various sizes in order provide elegance and style to any interior design.

The texture is achieved by impressing the relief pattern on the glass while hot ('à caldo' technique).



—Tribuno
Ceiling lamp 470/154 ORO



—Tribuno
Ceiling lamp 470/97 ORO



—Tribuno
Wall lamp 471/A5 CR




TRIBUNO

-Tribuno
Ceiling lamp 470/78 CR



Finitura Metallo / Metal Finishes



B
Bianco
White

Finitura Vetro / Glass Finishes



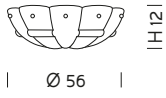
AMB
Ambra
Amber



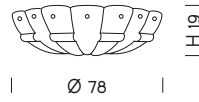
CR
Cristallo
Clear



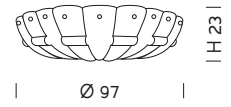
ORO
Oro 24 Kt
24 Kt Gold



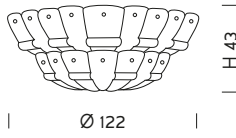
470/56
3 x MAX 70W E27 +
1 x MAX 42W E14



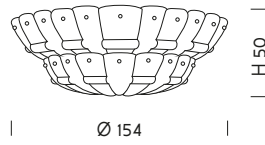
470/78
5 x MAX 70W E27 +
1 x MAX 42W E14



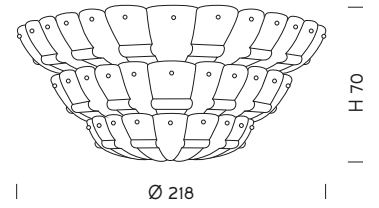
470/97
6 x MAX 70W E27 +
1 x MAX 42W E14



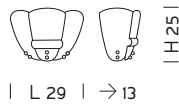
470/122
12 x MAX 70W E27 +
1 x MAX 42W E14



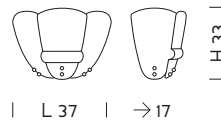
470/154
20 x MAX 70W E27 +
1 x MAX 42W E14



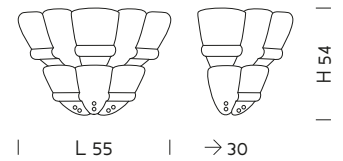
470/218
40 x MAX 70W E27 +
1 x MAX 42W E14



471/A1
1 x MAX 42W E14



471/A2
2 x MAX 42W E14



471/A5
5 x MAX 70W E27





—Loredan
Ceiling lamp 1397/102 D ORO

_Loredan

– Pareti e soffitti fioriscono grazie alla presenza di Loredan e dei suoi ampi petali di vetro ornati da eleganti motivi ottenuti per mezzo della lavorazione a caldo.

La sorgente luminosa nascosta all'interno si espande attraverso la texture evidenziando i volumi pieni e articolati della collezione.

Le componenti sono proposte nelle finiture floreale o geometrica per consentire al prodotto di adattarsi sia agli ambienti classici che a quelli contemporanei.

– Walls and ceilings take on a unique look with Loredan whose large petals are adorned with elegant patterns impressed on the glass while hot (*a caldo technique*).

The concealed source of light floods through the texture highlighting Loredan's lovely curvilinear design.

The components are proposed in floral or geometric finishes that allow the fixtures to suit both classic and contemporary interiors.



—Loredan
Wall lamp 1399 D ORO

—Loredan
Ceiling lamp 1397/84 D ORO



—Loredan
Ceiling lamp 1397/84 B GRA


—Loredan
Ceiling lamp 1400/84 B GR.CR







—Loredan
Ceiling lamp 1400/102 D ORO



—Loredan
Wall lamp 1402 D GR.A



Finitura Metallo / Metal Finishes




B
Bianco
White



D
Dorato lucido
Polish gold


Finitura Vetro / Glass Finishes



CR
Cristallo
Clear



GR.A
Graniglia Ambra
Amber Graniglia

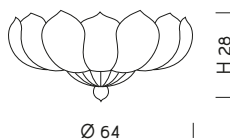


GR.CR
Graniglia Cristallo
Clear Graniglia

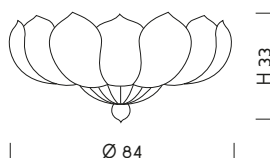


ORO
Oro 24 Kt
24 Kt Gold

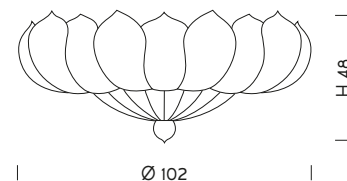
LOREDAN



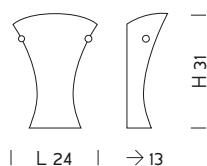
1397/64
3 x MAX 70W E27 +
1 x MAX 42W E14



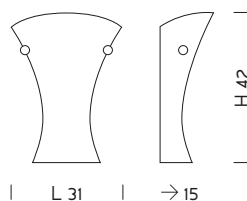
1397/84
5 x MAX 70W E27 +
2 x MAX 42W E14



1397/102
8 x MAX 70W E27 +
3 x MAX 42W E14



1398
1 x MAX 70W E27



1399
1 x MAX 70W E27 +
1 x MAX 42W E14



Finitura Metallo / Metal Finishes



B
Bianco
White



D
Dorato lucido
Polish gold

Finitura Vetro / Glass Finishes



CR
Cristallo
Clear



GR.A
Graniglia Ambra
Amber Graniglia

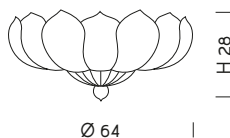


GR.CR
Graniglia Cristallo
Clear Graniglia

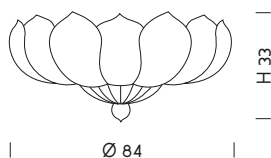


ORO
Oro 24 Kt
24 Kt Gold

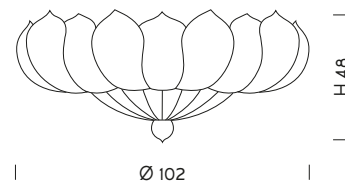
LOREDAN



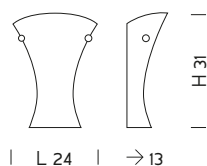
1400/64
3 x MAX 70W E27 +
1 x MAX 42W E14



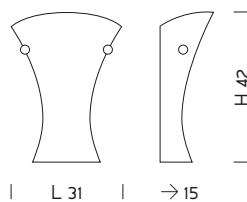
1400/84
5 x MAX 70W E27 +
2 x MAX 42W E14



1400/102
8 x MAX 70W E27 +
3 x MAX 42W E14



1401
1 x MAX 70W E27



1402
1 x MAX 70W E27 +
1 x MAX 42W E14



—Bembo
Ceiling lamp 918/80 D ORO

_Bembo

— L'ispirazione naturalistica e la funzionalità si incontrano in una collezione di lampade da soffitto e parete che caratterizzano gli ambienti con la loro presenza iconica, ma al contempo leggera e vibrante. La lavorazione a caldo consente di imprimere le venature delle foglie degli alberi sulla superficie del vetro. Il realismo si colora di nuance eleganti che vengono intensificate per mezzo dell'applicazione della graniglia di vetro tono su tono.

— This very versatile collection of ceiling and wall fixtures is guaranteed to provide character to any interior. The veins of the leaves are impressed on the glass surface while hot (a *caldo* technique). The well-defined pattern is highlighted with elegant shades intensified by the application of tone-on-tone glass grit.





—Bembo
Ceiling lamp 918/60 B CR

SYLCOM



—Bembo
Wall lamp 918/A2 D ORO



BEMBO

—Bembo
Ceiling lamp 918/100 B CR



—Bembo
Ceiling lamp 918/100 D GR.A

Finitura Metallo / Metal Finishes




B
Bianco
White




D
Dorato lucido
Polish gold

Finitura Vetro / Glass Finishes



CR
Cristallo
Clear



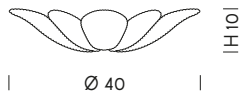
GR.A
Graniglia Ambra
Amber Graniglia



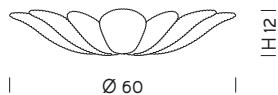
RCR
Graniglia Cristallo
Clear Graniglia



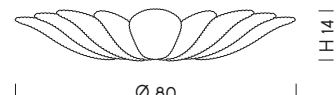
ORO
Oro 24 Kt
24 Kt Gold



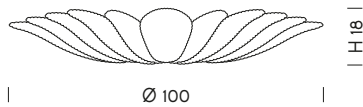
918/40
3 x MAX 42W E14



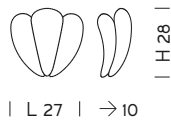
918/60
4 x MAX 42W E14



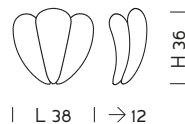
918/80
5 x MAX 70W E27



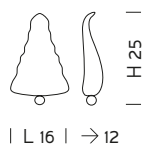
918/100
8 x MAX 70W E27



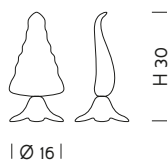
918/A1
1 x MAX 42W E14



918/A2
2 x MAX 42W E14



919/A1
1 x MAX 42W E14



919/L
1 x MAX 42W E14





—Molin
Ceiling lamp 1386/60 K CR.ORO

_Molin

— La raffinatezza delle lavorazioni tradizionali incontra le geometrie della lavorazione in piastra in un connubio che dona a Molin un carattere senza tempo. Le venature decise che contraddistinguono i volumi e le componenti curve, si contrappongono alle superfici lisce dei pendenti in vetro soffiato dando origine a una collezione che evoca i fasti del passato adattandoli al presente.

— Molin merges traditional refinement with piastra craftsmanship creating a lovely design with timeless appeal.

The assertively lined pattern of the curved components contrasts with the smooth surfaces of the blown glass pendants, offering Molin a stunning style that evokes the grandeur of the past expertly adapted to the present.



—Molin
Ceiling lamp 1386/48 K CR.FU



MOLIN

—Molin
Wall lamp 1386/A2 K CR



SYLCOM

—Molin
Ceiling lamp 1386/78 K CR.A

Finitura Metallo / Metal Finishes



K
Cromo lucido
Polish chrome



D
Dorato lucido
Polish gold

Finitura Vetro / Glass Finishes



CR
Cristallo
Clear



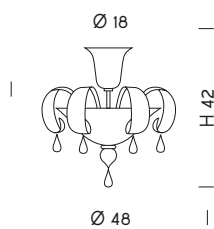
CR.A
Cristallo e gocce ambra
Crystal and amber drops



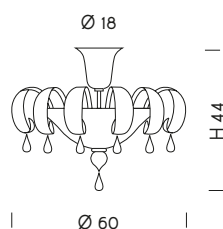
CR.FU
Cristallo e gocce fumé
Crystal and smoked drops



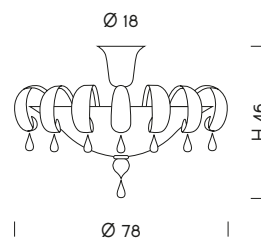
CR.ORO
Cristallo e Oro 24 Kt
Clear and 24 Kt Gold



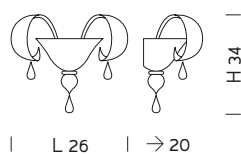
1386/48
3 x MAX 42W E14



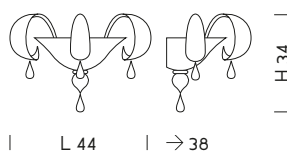
1386/60
3 x MAX 70W E27



1386/78
6 x MAX 70W E27



1386/A1
1 x MAX 42W E14



1386/A2
2 x MAX 42W E14




—Orseolo
Ceiling lamp 213 D GR.A

_Orseolo

— La luce si fa geometria cristallizzandosi in forme essenziali che garantiscono un pacato valore estetico e una pratica funzionalità progettuale. Il minimalismo delle superfici si anima di matericità e le infinite gradazioni sono intensificate per mezzo dell'applicazione della graniglia di vetro tono su tono. Le caratteristiche sfumature opache sono ottenute per mezzo della sabbiatura che riveste di pigmenti vitrei la superficie trasparente del diffusore.

— The light becomes an essential geometric element that combines versatility of design with serene aesthetics. The minimalist surfaces are enhanced by infinite nuances whose effect is achieved by applying tone-on-tone glass grit. The distinctive opaque hues are achieved with a sandblasting process, which involves coating the diffuser's clear surface with glass pigments.





—Orseolo
Wall lamp 215 B CO

—Orseolo
Ceiling lamp 210 B CO

—Orseolo
Ceiling lamp 211 B CO







—Orseolo
Wall lamp 1173/A1 D ORO

Finitura Metallo / Metal Finishes




B
Bianco
White



D
Dorato lucido
Polish gold

Finitura Vetro / Glass Finishes



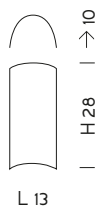
CO
Cristallo Opaco
Opaque Clear



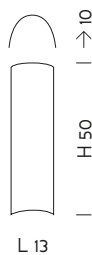
GR.A
Graniglia Ambra
Amber Graniglia



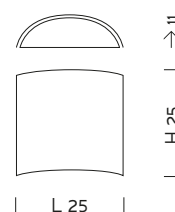
ORO
Oro 24 Kt
24Kt Gold



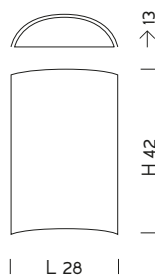
210
1 x MAX 42W E14



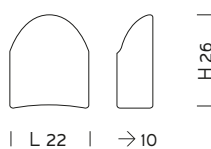
211
2 x MAX 70W E27



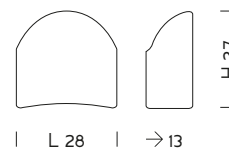
212
1 x MAX 70W E27



213
2 x MAX 70W E27



214
1 x MAX 70W E27



215
2 x MAX 70W E27




—Memmo
Wall lamp 1171/52 D GR.A

_Memmo


— Un origami di vetro ottenuto grazie alla lavorazione in piastra che coniuga gli effetti luminosi e le superfici tradizionali a un minimalismo di gusto contemporaneo. La collezione Memmo si adatta a tutti i tipi di ambiente grazie alla versatilità delle sue geometrie essenziali che si fanno calde, magiche o preziose a seconda del tipo di finitura. Le caratteristiche sfumature opache sono ottenute per mezzo della sabbiatura che riveste di pigmenti vitrei la superficie trasparente del diffusore.

— The glass origami effect is achieved with the piastra technique that merges radiant facets and traditional features into a minimalist contemporary design. The Memmo collection is ideal for all types of interiors thanks to the versatility of its essential lines that can create a warm, or fairylike or exclusive effect depending on the type of finish. The distinctive opaque hues are achieved with a sandblasting process, which involves coating the diffuser's clear surface with glass pigments.



—Memmo
Ceiling lamp 1171/52 B CO





—Memmo
Ceiling lamp 1172/A1 B CO

Finitura Metallo / Metal Finishes

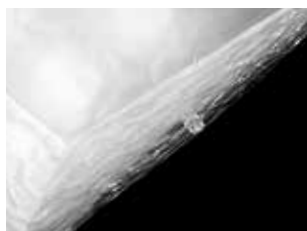


B
Bianco
White



D
Dorato lucido
Polish gold

Finitura Vetro / Glass Finishes



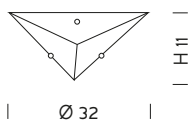
CO
Cristallo Opaco
Opaque Clear



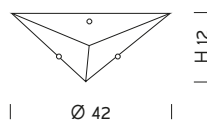
GR.A
Graniglia Ambra
Amber Graniglia



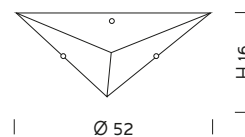
ORO
Oro 24 Kt
24Kt Gold



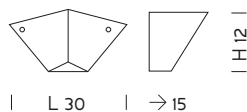
1171/32
1 x MAX 70W E27



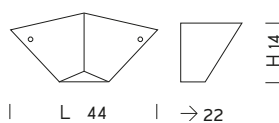
1171/42
2 x MAX 70W E27



1171/52
2 x MAX 70W E27



1172/A1
1 x MAX 42W E14



1173/A1
1 x MAX 70W E27



1462/35 K CR +
TOP 1462/52 ARG

_Teodora

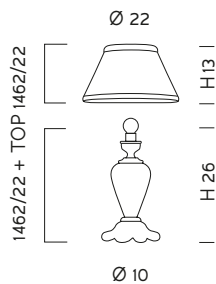
— Un elegante vaso in vetro soffiato, finemente lavorato a scanalature, prende luce per mezzo di un paralume in tessuto plissettato. La collezione Teodora è composta lampade da tavolo in tre dimensioni che la rendono un raffinato complemento d'arredo adatto a vari tipi di utilizzo. Le finiture metalliche in cromo lucido o dorato lucido arricchiscono con la ricercatezza dei dettagli e la lucentezza dei riflessi.


— An elegant blown-glass vase with a finely grooved surface is combined with a pleated fabric lampshade.

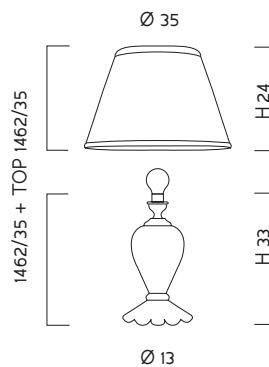
The collection is composed of table lights in three sizes that make Teodora an utterly refined interior decor item suitable for various types of use. The polished chrome- or gold-plated finishes of the metal details offer an added touch of refinement as well as extra-bright reflections.



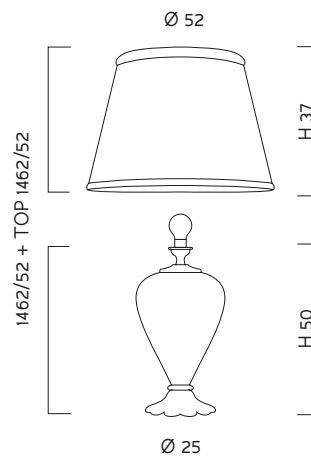
1462/35 D BLAV +
TOP 1462/52 ORO



1462/22 + TOP 1462/22
1 x MAX 42W E14  



1462/35 + TOP 1462/35
1 x MAX 70W E27  



1462/52 + TOP 1462/52
1 x MAX 70W E27  

Finitura Metallo / Metal Finishes



K
Cromo lucido
Polish chrome



D
Dorado lucido
Polish gold

Finitura Vetro / Glass Finishes



BLAV
Bianco Latte Avorio
Milk White Ivory



BL.CR
Bianco Latte Cristallo
Milk White Clear



CR
Cristallo
Clear



D.A
Decoro Ambra
Amber Detailing



DEN
Denim
Blue Denim



FU
Fumé
Smoked




GRY
Grigio
Grey



ORO
Oro 24 Kt
24Kt Gold


Finitura Paralumi / Lampshade Finishes



ARG
Avorio + bordo argento
Ivory + silver trim



ORO
Avorio + bordo oro
Ivory + gold trim



—Felicità
Table lamp 1395 XL D CR
+ TOP 1462/22 ARG

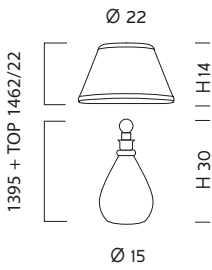
_Felicità

— **Le linee sensuali, le superfici scanalate che giocano con i riflessi luminosi, il design al tempo stesso elegante e minimale, conferiscono a Felicità una grande adattabilità a tutti i tipi di ambiente. La collezione è composta lampade da tavolo proposte in tre dimensioni che si contraddistinguono per l'armonia generata dall'incontro tra la purezza di un design essenziale e il pregio della lavorazione del vetro soffiato.**

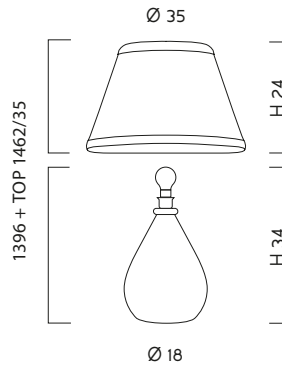
— Felicità offers sensual lines and grooved surfaces that create a bright play of reflections, making it both elegant and minimal and suitable for all types of interiors. The collection is composed of table lights in three sizes. Felicità stands for the ultimate in harmony achieved by combining essentiality of design with the value and finesse of blown glass.



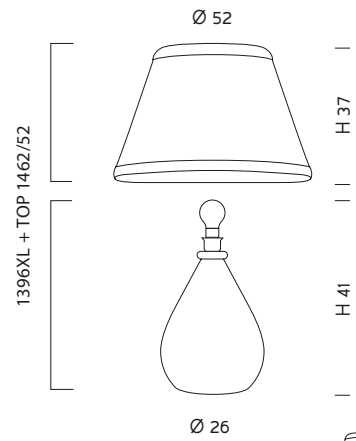
1396 XL K GRY +
TOP 1462/52 ARG



1395 + TOP 1462/22
1 x MAX 42W E14



1396 + TOP 1462/35
1 x MAX 70W E27



1396 XL + TOP 1462/52
1 x MAX 70W E27



Finitura Metallo / Metal Finishes



K
Cromo lucido
Polish chrome



D
Dorato lucido
Polish gold

Finitura Vetro / Glass Finishes



AS
Ambra Sommerso
Submerged Amber



BLAV
Bianco Latte Avorio
Milk White Ivory



BL.CR
Bianco Latte Cristallo
Milk White Clear



CR
Cristallo
Clear



DEN
Denim
Blue Denim



FU
Fumé
Smoked



GRY
Grigio
Grey



ORO
Oro 24 Kt
24Kt Gold

Finitura Paralumi / Lampshade Finishes



ARG
Avorio + bordo argento
Ivory + silver trim



ORO
Avorio + bordo oro
Ivory + gold trim



—Carola
Table lamp 1422/20 K BL.CR +
TOP 1462/52 ARG

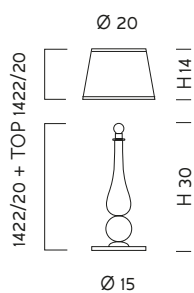
_Carola

— **Una collezione di lampade da tavolo e piantane che evoca nelle sue linee sinuose le geometrie dei grandi lampadari, divenendo un complemento luminoso caratteristico per il valore estetico e la qualità artigianale. La combinazione di forme essenziali sapientemente giustapposte, conferiscono a Carola la capacità di dialogare con gli ambienti classici, ma anche di adattarsi con eleganza agli interni di gusto contemporaneo.**

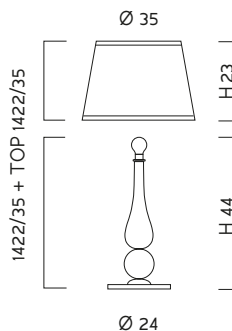
— A collection of table and floor-standing lights whose sinuous lines recall the contours the large chandeliers. Carola is a precious décor item offering exquisite aesthetics and superior craftsmanship. The essential lines are expertly juxtaposed, allowing Carola to suit classic-style interiors as well as offer contemporary areas an added look of luxury.



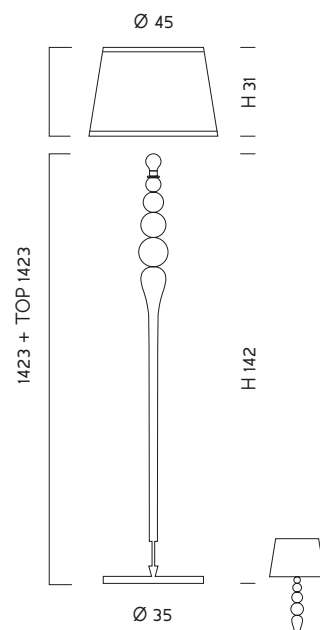
—Carola
Floor lamp 1423 K BL.CR
+ TOP 1423 ARG



1422/20 + TOP 1422/20
1 x MAX 42W E14



1422/35 + TOP 1422/35
1 x MAX 70W E27



1423 + TOP 1423
1 x MAX 70W E27



Finitura Metallo / Metal Finishes



K
Cromo lucido
Polish chrome



D
Dorato lucido
Polish gold

Finitura Paralumi / Lampshade Finishes



ARG
Avorio + bordo argento
Ivory + silver trim



ORO
Avorio + bordo oro
Ivory + gold trim

Finitura Vetro / Glass Finishes



AS
Ambra Sommerso
Submerged Amber



BLAV
Bianco Latte Avorio
Milk White Ivory



BLAV.ORO
Avorio e Oro 24 Kt
Ivory and 24Kt Gold



BL.CR
Bianco Latte Cristallo
Milk White Clear



CR
Cristallo
Clear



D.A
Decoro Ambra
Amber Detailing



DEN
Denim
Blue Denim



FU
Fumé
Smoked



FU.ORO
Fumé Oro 24 Kt
Fumé 24 Kt Gold



GRY
Grigio
Grey



ORO
Oro 24 Kt
24Kt Gold



—Dea
Table lamp 1476 PA CR
+ TOP 1422/35 ARG

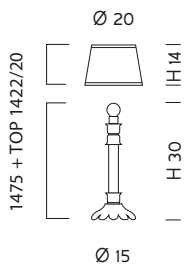
_Dea

– Una collezione di lampade da tavolo e piantane ispirate ai fasti dello Stile Impero. Gli archetipi del classicismo si traducono in profili, modanature e decori preziosi ottenuti tramite la combinazione delle varie lavorazioni del vetro e l'utilizzo di dettagli in metallo che conferiscono all'insieme rigore ed eleganza. Dea si pone come un oggetto artistico dal forte valore iconico. Ideale come elemento scultoreo per gli arredi sofisticati, funzionale come completamento dei progetti di illuminazione nei quali si integra per affinità stilistica.

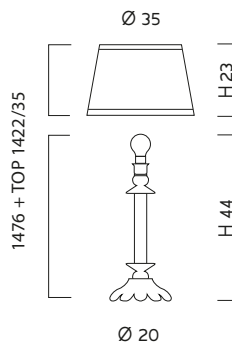
– A collection of table and floor-standing lights inspired by the grandeur of the Empire style. Classical elegance is reflected in the splendid contours and decorations attained by combining various glass-making techniques with metal details, making Dea a highly precious, iconic artistic object. An ideal sculptural object for sophisticated interiors.



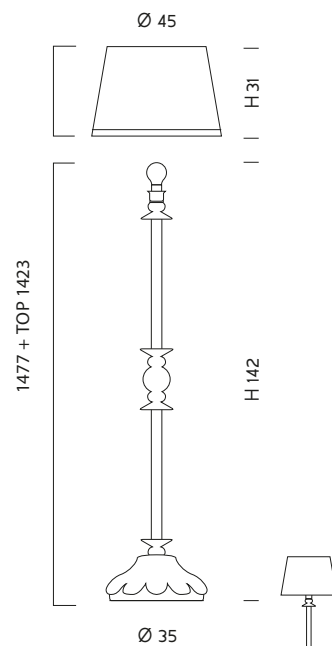
—Dea
 Floor lamp 1477 PO CR.ORO
 + TOP 1423 ARO


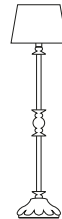


1475 + TOP 1422/20
 1 x MAX 42W E14  



1476 + TOP 1422/35
 1 x MAX 70W E27  



1477 + TOP 1423
 1 x MAX 70W E27  

Finitura Metallo / Metal Finishes



PA
Porporina Argento
Silver bronzing



PO
Porporina Oro
Gold bronzing

Finitura Vetro / Glass Finishes



AMT.ORO
Ametista e Oro 24 Kt
Amethyst and 24 Kt Gold



BL.CR
Bianco Latte e Cristallo
Milk White and Clear



BLU.ORO
Blu e Oro 24 Kt
Blue and 24Kt Gold



CR
Cristallo
Clear



CR.ORO
Cristallo e Oro 24 Kt
Clear and 24 Kt Gold



FU.ORO
Fumé e Oro 24 Kt
Smoked and 24 Kt Gold



NE.CR
Nero e Cristallo
Black and Clear



VE.ORO
Verde e Oro 24 Kt
Green and 24 Kt Gold

Finitura Paralumi / Lampshade Finishes



ARG
Avorio + bordo argento
Ivory + silver trim



ORO
Avorio + bordo oro
Ivory + gold trim



—Igloo
Table lamp 2061 K BL
+ TOP 2062 BIA

—Igloo
Table lamp 2062 K BL
+ TOP 2062 BIA

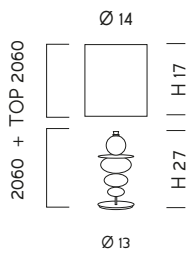
_Igloo

— Pensata per portare nei contesti attuali la storia della tradizione vetraia veneziana, questa collezione è composta da dischi e sfere in vetro soffiato le cui superfici finemente lavorate esprimono il loro valore attraverso la luce che gioca con superfici, finiture e colori. Con la sua eleganza Igloo regala un tocco di stile agli ambienti in cui si inserisce adattandosi alle esigenze progettuali sia nella versione singola che nell'installazione a gruppo.

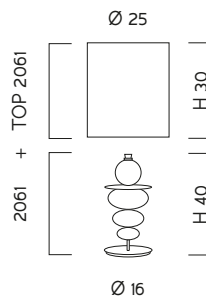
— Igloo was designed to transmit the history of the Venetian glassmaking tradition into present-day interiors. The collection is composed of blown-glass discs and globes whose finely crafted surfaces express their value through plays of light on surfaces, finishes and colours. Igloo's elegance gives a touch of style to the rooms, superbly adapting to design needs whether installed individually or in groups.



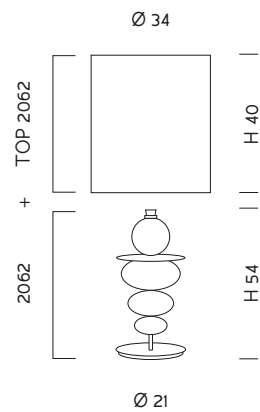
— Igloo
 Table lamp 2061 K BL
 + TOP 2062 BIA



2060 + TOP 2060
 1 x MAX 42W E14  



2061 + TOP 2061
 1 x MAX 70W E27  



2062 + TOP 2062
 1 x MAX 70W E27  

Finitura Metallo / Metal Finishes



K
Cromo lucido
Polish chrome



D
Dorato lucido
Polish gold



NNS
Nickel nero spazzolato
Brushed black nickel

Finitura Vetro / Glass Finishes



BL
Bianco Latte Cristallo
Milk White Clear



CR
Cristallo
Clear



DEN
Denim
Blue Denim



FU
Fumé
Smoked



GRY
Grigio
Grey



ORO
Oro 24 Kt
24Kt Gold



TOP
Topazio
Topaz

Finitura Paralumi / Lampshade Finishes



BIA
Bianco
White

Codice Item	Collezione Collection	Pagina Page
0010 0011 0012 0013 0014	BITTA	450
0030 0031 0036 0037 0038 0039 0040 0041 0046 0047	KORINTHOS	383
0120 0121 0122 0123 0124 0125 0126 0127 0128 0129 0131	MASK	394
0140 0141 0142 0143 0144 0145	SWEET	412
0190 0191 0192 0193 0194 0195 0198 0199	CHAOTIC	430
0200 0201 0202 0203 0204 0205 0206 0207 0211 0212	EMISPHERA	440
0220 0221	DIVA	367
0240 0241 0242 0243 0244 0245 0246 0247 0248	SPHERA	404
0260 0261 0262 0263 0264 0265 0266 0267	CASA BLANCA	422
0280 0281 0282 0283 0290 0291 0292 0293 0300 0301 0302 0303	APHROS	372
0500 0501 0502	BON BON	344
0600 0601 0602 0603	LULÙ	336
210 211 212 213 214 215	ORSEOLO	532
400/9 400/12 400/21 401/9 401/15 402/A1 402/A3	MOCENIGO	468
420/46 420/62 420/82 420/110 420/140 420/192 421/A1 421/A2 421/A5	MANIN	478
470/56 470/78 470/97 470/122 470/154 470/218 471/A1 471/A2 471/A5	TRIBUNO	494
490/76 490/76 490/108 492/A1	GABBIANO	488
670/3+3 670/4+4 670/6+6 670/8+8 670/12+12 672/A2 672/A5	MICHIEL	182
918/40 918/60 918/80 918/100 918/A1 918/A2 919/A1 919/L	BEMBO	516
947/8 947/12 947/12+6+6+3 947/16 947/16+8+8+4 947/A2 947/A3 949/3 949/5 949/6 949/6+3 949/8 949/8+4 949/10 949/10+5 949/12 949/12+6 949/A1 949/A2 949/A3 949/L1 949/L2	DANDOLO	164
1020/3 1020/5 1020/6 1020/6+3 1020/8 1020/8+4 1020/10 1020/10+5 1020/12 1020/12+6 1020/A1 1020/A2 1020/A3 1022/3 1022/5 1022/6 1022/6+3 1022/8 1022/8+4 1022/10 1022/10+5 1022/12 1022/12+6	TEODATO	036
1171/32 1171/42 1171/52 1172/A1 1172/A1 1173/A1	MEMMO	540
1377/3 MINI 1377/5 MINI 1377/8 MINI 1377/5 1377/6 1377/6+3 1377/8 1377/8+4 1377/12 1377/12+6 1377/12+6+3 1377/16+8+4 1377/A1 1377/A2 1377/A3	GIUSTINIAN	118
1377/3 1377/3 MINI 1377/5 1377/5 MINI 1377/8 1377/8 MINI 1377/12 1377/6+3 1377/8+4 1377/12+6 1377/A1 1377/A2 1377/A3	PISANI	080
1380/3 1380/5 1380/6 1380/6+3 1380/8 1380/8+4 1380/12 1380/12+6 1380/16 1380/16+8 1380/A1 1380/A2 1382/3 1382/5 1382/6 1382/6+3 1382/8 1382/8+4 1382/12 1382/12+6 1382/16 1382/16+8 1382/A1 1382/A2	DOLFIN	195
1386/48 1386/60 1386/78 1386/A1 1386/A2	MOLIN	526
1395 1396 1396/XL	FELICITA	550

Codice Item	Collezione Collection	Pagina Page
1397/64 1397/84 1397/102 1398 1399 1400/64 1400/84 1400/102 1401 1402	LOREDAN	504
1420/3 1420/5 1420/6 1420/6+3 1420/8 1420/8+4 1420/A1 1420/A2 1421/3 1421/5 1421/6 1421/8	VENIER	054
1422/20 1422/35 1422/35 1423	CAROLA	554
1435 1436 1437 1443/24 1443/30 1443/A	TIEPOLO	458
1462/22 1462/35 1462/52	TEODORA	546
1470/6 1470/8 1470/12 1471/6 1471/9 1471/12 1471/12+6+6 1472/8 1472/12 1473 1474/A1 1474/A2 1474/A3	REZZONICO	130
1475 1476 1477	DEA	558
1479/3 1479/5 1479/6 1479/6+3 1479/8 1479/8+4 1479/A1 1479/A2 1480/3 1480/5 1480/6 1480/8	GRIMANI	066
1520/3 1520/5 1520/8 1521/6 1521/6+3 1521/8 1521/8+4 1521/12 1521/12+6 1521/16 1521/16+8 1522/16+8+4 1523/9X3 1523/12X5 1524/A1 1524/A2 1524/A3 1524/A3+2	FOSCARI	098
1530/5 1530/8 1531/6 1531/8 1531/12 1532/8+4 1532/12+6 1533/16+8+4 1534/A2	CANDIANO	212
1537/6 1537/8 1537/12 1539/A2	GRITTI	248
1542/6 1542/8 1542/12 1543/8+4 1543/12+6 1544/12+6+3 1545/A2	CORNER	224
1798/3 1798/6 1798/8 1798/10 1798/A1 1798/A2	BUCINTORO	148
2000/6 2000/10 2001/6 2001/9 2002/2 2002/3	STREET	280
2010/6 2010/9 2010/12 2010/A2 2011/6 2011/9 2011/12 2011/A2	SAHARA	292
2030/9 2030/15 2030/21 2031/21 2032/10 2032/14 2033/3 2033/7	PHOENIX	322
2060 2061 2062 2065 2066	IGLOO	354 - 562
2120/6 2120/9 2120/12 2120/9+3 2120/12+6 2121/6 2121/10 2122/A2	CANCAN	308
2700/6 2700/9 2700/12 2700/A2	CANDEL	236
2800/6 2800/9 2800/12 2800/A2	MODÀ	260
2900/6 2900/8 2900/10 2900/12 2900/A1 2900/A2 2950/6 2950/8 2950/10 2950/12 2950/A1 2950/A2	MARGOT	022
3000 3001 3002 3000/A2	FESTA	270



Kit Catena Kit Of Chain

Disponibile su richiesta
Available only on demand



Bianco White



Dorato Golden

Kit calza su richiesta
Stocking only on demand
1 kit per 50 cm catena
1 kit for 50 cm's chain
Finitura: organza
Finishing: organandy

SYLCOM LIGHT Srl

Via Ferraris, 21/23
30038 Spinea
Venezia ITALY

T +39.041.5411061
F +39.041.999757

info@sylcomlight.com
sylcomlightsrl@pec.it
www.sylcomlight.com

© SYLCOM LIGHT Srl 09/2017
All rights reserved

Art direction
DEBONADEMEO

Photographer
STUDIO POINTER

Venice photo
LUCA DE BONA

Printed in Italy
CHINCHIO